

A photograph of a dining area. In the foreground, a dark, thick-topped table is set with a wire mesh fruit basket containing three lemons and a single lemon. A small, polished brass table lamp with a dome-shaped shade sits on the table. In the background, a large, polished brass spherical pendant light hangs from the ceiling, reflecting the room. A window with a plant and a view of a city is visible behind the table. The wall is a neutral color with a dark circular object hanging on it.

**Tom  
Dixon.**

Catalogue









CORBUCCI

Le Corbusier & P. Jeanneret 1931-1938





# CONTENTS

<b>LIGHTING</b>	<b>11</b>	<b>FURNITURE</b>	<b>119</b>
FAMILY SUMMARY	12	FAMILY SUMMARY	120
<b>PENDANT LIGHTS</b>	<b>19</b>	<b>CHAIRS &amp; STOOLS</b>	<b>125</b>
Melt	20	Slab	126
Globe	30	Fan	131
Mirror Ball	35	Pylon	134
Copper	38		
Beat	41	<b>TABLES</b>	<b>137</b>
Spring	47	Slab	138
Puff	50	Fan	143
Etch	51	Flash	147
Void	54	Stone	150
Stone	56	Tube	153
Press	57	Screw	162
Plane	59	Swirl	165
		Cork	168
<b>SURFACE &amp; WALL LIGHTS</b>	<b>63</b>	<b>UPHOLSTERY</b>	<b>173</b>
Melt	64	Fat	174
Globe	68	Wingback	179
Beat	69	S Chair	183
Spring	70	Bird	184
Void	71		
Spot	72	<b>FURNITURE ADDENDUM</b>	<b>187</b>
Stone	74	Table Matrix	188
Press	75	Slab Finishes Guide	189
Plane	76	Upholstery Guide	190
<b>FLOOR &amp; TABLE LIGHTS</b>	<b>79</b>		
Melt	80	<b>ACCESSORIES</b>	<b>205</b>
Mirror Ball	91	<b>SCENT</b>	<b>206</b>
Globe	92	Elements	206
Beat	93	Eclectic	209
Bell	95		
Stone	99	<b>TABLETOP</b>	<b>215</b>
<b>PENDANT SYSTEMS</b>	<b>101</b>	Tank	215
		Puck	219
<b>LIGHTING ADDENDUM</b>	<b>109</b>	Bump	221
Lighting Matrix	110	Brew	222
Pendant Systems Information	112	Form	224
Technical Information	114		



# CONTENTS

Plum	225
Stone	227
<b>DECORATIVE</b>	<b>228</b>
Tank	228
Bump	228
Press	229
Bone	231
Bash	232
Beat	233
Cloud	234
Etch	235
Spin	235
Stone	236
Swirl	236
<b>APPENDIX</b>	<b>239</b>
Discover Tom Dixon	240
Order to Delivery Service Offers	241
Care and Maintenance	242
Sustainability	244
Enquiries	245





# LIGHTING

# LIGHTING BY FAMILY



Beat Fat Pendant Black LED



Beat Fat Pendant Brass LED



Beat Fat Pendant White LED



Beat Wide Pendant Black LED



Beat Wide Pendant Brass LED



Beat Wide Pendant White LED



Beat Tall Pendant Black LED



Beat Tall Pendant Brass LED



Beat Tall Pendant White LED



Beat Stout Pendant Black LED



Beat Stout Pendant Brass LED



Beat Stout Pendant White LED



Beat Waist Pendant Black LED



Beat Flat Pendant Black LED



Beat Table Black



Beat Table Brass



Beat Floor Black



Beat Floor Brass



Beat Wall Black LED



Bell Portable Black LED



Bell Portable Silver LED



Bell Portable Gold LED



Bell Portable Copper LED



Bell Table Black LED



Bell Table Silver LED



Bell Table Gold LED



Bell Table Copper LED



Copper Pendant Round 25cm LED



Copper Pendant Round 45cm LED



Copper Pendant Wide LED



Etch Pendant 32cm Brass



Etch Pendant 50cm Brass



Etch Web Brass



Globe Pendant 25cm Silver LED



Globe Pendant 25cm Copper LED



Globe Pendant 25cm Opal LED



Globe Pendant 50cm Silver LED



Globe Pendant 50cm Copper LED



Globe Pendant 50cm Opal LED



Globe Chandelier Small Silver LED



Globe Chandelier Small Copper LED



Globe Chandelier Small Opal LED



Globe Chandelier Large Silver LED



Globe Chandelier Large Copper LED



Globe Chandelier Large Opal LED



Globe Burst Chandelier Silver LED



Globe Burst Chandelier Copper LED



Globe Burst Chandelier Opal LED



Globe Cone Slim Floor Silver LED



Globe Cone Slim Floor Copper LED



Globe Cone Slim Floor Opal LED



Globe Surface Silver LED



Globe Surface Copper LED



Globe Surface Opal LED



Melt Pendant Mini Silver LED



Melt Pendant Mini Gold LED



Melt Pendant Mini Copper LED



Melt Pendant Mini Smoke LED



Melt Pendant Silver LED



Melt Pendant Gold LED



Melt Pendant Copper LED



Melt Pendant Smoke LED



Melt Chandelier Small Silver LED



Melt Chandelier Small Gold LED



Melt Chandelier Small Copper LED



Melt Chandelier Small Smoke LED



Melt Chandelier Large Silver LED



Melt Chandelier Large Gold LED



Melt Chandelier Large Copper LED



Melt Chandelier Large Smoke LED



Melt Burst Chandelier Silver LED



Melt Burst Chandelier Gold LED



Melt Burst Chandelier Copper LED



Melt Burst Chandelier Smoke LED



Melt Portable Black LED



Melt Portable Silver LED



Melt Portable Gold LED



Melt Portable Copper LED



Melt Cone Fat Table Silver LED



Melt Cone Fat Table Gold LED



Melt Cone Fat Table Copper LED



Melt Cone Fat Table Smoke LED



Melt Table Copper



Melt Cone Slim Floor Silver LED



Melt Cone Slim Floor Gold LED



Melt Cone Slim Floor Copper LED



Melt Cone Slim Floor Smoke LED



Melt Cone Fat Floor Silver LED



Melt Cone Fat Floor Gold LED



Melt Cone Fat Floor Copper LED



Melt Cone Fat Floor Smoke LED



Melt Floor Copper




Melt Floor Chandelier Gold



Melt Surface Mini Silver LED



Melt Surface Mini Gold LED



Melt Surface Mini Copper LED



Melt Surface Mini Smoke LED



Melt Surface Silver LED



Melt Surface Gold LED



Melt Surface Copper LED



Melt Surface Smoke LED



Mirror Ball Pendant 25cm Silver LED



Mirror Ball Pendant 25cm Gold LED



Mirror Ball Pendant 40cm Silver LED



Mirror Ball Pendant 40cm Gold LED



Mirror Ball Pendant 50cm Silver LED



Mirror Ball Pendant 50cm Gold LED



Mirror Ball Floor Chandelier Gold



Plane Chandelier



Plane Short Chandelier



Plane Wall



Press Pendant Sphere LED



Press Pendant Cone LED



Press Surface Large LED



Puff Pendant Stainless Steel



Puff Pendant Brass





Spot Wall Round Black LED



Spot Wall Round Gold LED



Spot Wall Obround Black LED



Spot Wall Obround Gold LED



Spring Pendant Small Brass LED



Spring Pendant Medium Brass LED



Spring Pendant Large Brass LED



Spring Surface Gold LED



Stone Pendant LED



Stone Portable LED



Stone Wall LED



Void Pendant Mini Stainless Steel LED



Void Pendant Mini Brass LED



Void Pendant Mini Copper LED



Void Pendant Steel LED



Void Pendant Brass LED



Void Pendant Copper LED



Void Surface Silver LED



Void Surface Gold LED



Void Surface Copper LED





**PENDANTS**

# MELT PENDANT MINI LED



Melt is evocative of molten glass, the interior of a melting glacier or images of deep space. An imperfect, organic and naturalistic light that produces a mesmerizing hot-blown glass effect. Melt is created through a process of blow moulding and vacuum metallisation to achieve melted orbs with abundant and unusual luminosity that reflects and enhances its environment.

<b>Year of Design</b>	2014
<b>Product Weight</b>	1.08kg
<b>Finishing Process</b>	Semi-Metallised, Plated
<b>Surface Mount Shape/Diameter</b>	Dome, 11.5cm
<b>Power Method</b>	Mains
<b>Cable Spec</b>	H03VV-F 2 x 0,75 mm <sup>2</sup>
<b>Cable Type/Length</b>	Clear, 250cm
<b>Light Source</b>	6W LED
<b>Max Wattage</b>	9W
<b>Lumens</b>	800
<b>CRI</b>	>90
<b>Colour Temperature</b>	3000K
<b>Dimmability</b>	Mains Dimmable, Leading & Trailing Edge
<b>Voltage</b>	220-240V
<b>Environment</b>	Indoor
<b>Spares</b>	LEDRING01Y, LEDDRIVER01EU
<b>Certification/Electrical Class</b>	Certified for NZ/AUS



<b>SILVER</b>	
<b>Code</b>	MES04CH-PEUM2
<b>Shade Code</b>	MES02CH
<b>Shade Material</b>	Polycarbonate
<b>Shade Colour/Finish</b>	Silver, Mirrored
<b>Fitting Code</b>	LEDP07CHEU
<b>Fitting Material</b>	Steel
<b>Fitting Colour/Finish</b>	Silver, Polished
<b>Service Offer</b>	Quick Ship

<b>GOLD</b>	
<b>Code</b>	MES04GO-PEUM2
<b>Shade Code</b>	MES02G
<b>Shade Material</b>	Polycarbonate
<b>Shade Colour/Finish</b>	Gold, Mirrored
<b>Fitting Code</b>	LEDP07GOEU
<b>Fitting Material</b>	Steel
<b>Fitting Colour/Finish</b>	Gold, Polished
<b>Service Offer</b>	Quick Ship



# MELT PENDANT MINI LED



Melt is evocative of molten glass, the interior of a melting glacier or images of deep space. An imperfect, organic and naturalistic light that produces a mesmerizing hot-blown glass effect. Melt is created through a process of blow moulding and vacuum metallisation to achieve melted orbs with abundant and unusual luminosity that reflects and enhances its environment.

COPPER	
Code	MES04CO-PEUM2
Shade Code	MES02CO
Shade Material	Polycarbonate
Shade Colour/Finish	Copper, Mirrored
Fitting Code	LEDP07COEU
Fitting Material	Steel
Fitting Colour/Finish	Copper, Polished
Service Offer	Quick Ship

SMOKE	
Code	MES04SM-PEUM2
Shade Code	MES02SM
Shade Material	Polycarbonate
Shade Colour/Finish	Smoke, Mirrored
Fitting Code	LEDP07CHEU
Fitting Material	Steel
Fitting Colour/Finish	Silver, Polished
Service Offer	Quick Ship

Year of Design	2014
Product Weight	1.08kg
Finishing Process	Semi-Metallised, Plated
Surface Mount Shape/Diameter	Dome, 11.5cm
Power Method	Mains
Cable Spec	H03VV-F 2 x 0,75 mm2
Cable Type/Length	Clear, 250cm
Light Source	6W LED
Max Wattage	9W
Lumens	800
CRI	>90
Colour Temperature	3000K
Dimmability	Mains Dimmable, Leading & Trailing Edge
Voltage	220-240V
Environment	Indoor
Spares	LEDRING01Y, LEDDRIVER01EU
Certification/Electrical Class	Certified for NZ/AUS



# MELT PENDANT LED



Melt is evocative of molten glass, the interior of a melting glacier or images of deep space. An imperfect, organic and naturalistic light that produces a mesmerizing hot-blown glass effect. Melt is created through a process of blow moulding and vacuum metallisation to achieve melted orbs with abundant and unusual luminosity that reflects and enhances its environment.

<b>Year of Design</b>	2014
<b>Product Weight</b>	2.44kg
<b>Finishing Process</b>	Semi-Metallised, Plated
<b>Surface Mount Shape/Diameter</b>	Dome, 11.5cm
<b>Power Method</b>	Mains
<b>Cable Spec</b>	H03VV-F 2 x 0,75 mm <sup>2</sup>
<b>Cable Type/Length</b>	Clear, 250cm
<b>Light Source</b>	6W LED
<b>Max Wattage</b>	9W
<b>Lumens</b>	800
<b>CRI</b>	>90
<b>Colour Temperature</b>	3000K
<b>Dimmability</b>	Mains Dimmable, Leading & Trailing Edge
<b>Voltage</b>	220-240V
<b>Environment</b>	Indoor
<b>Spares</b>	LEDRING01Y, LEDDRIVER01EU
<b>Certification/Electrical Class</b>	Certified for NZ/AUS



<b>SILVER</b>	
<b>Code</b>	MES03CH-PEUM2
<b>Shade Code</b>	MES01CH
<b>Shade Material</b>	Polycarbonate
<b>Shade Colour/Finish</b>	Silver, Mirrored
<b>Fitting Code</b>	LEDP08CHEU
<b>Fitting Material</b>	Steel
<b>Fitting Colour/Finish</b>	Silver, Polished
<b>Service Offer</b>	Quick Ship

<b>GOLD</b>	
<b>Code</b>	MES03GO-PEUM2
<b>Shade Code</b>	MES01G
<b>Shade Material</b>	Polycarbonate
<b>Shade Colour/Finish</b>	Gold, Mirrored
<b>Fitting Code</b>	LEDP08GOEU
<b>Fitting Material</b>	Steel
<b>Fitting Colour/Finish</b>	Gold, Polished
<b>Service Offer</b>	Quick Ship



# MELT PENDANT LED



Melt is evocative of molten glass, the interior of a melting glacier or images of deep space. An imperfect, organic and naturalistic light that produces a mesmerizing hot-blown glass effect. Melt is created through a process of blow moulding and vacuum metallisation to achieve melted orbs with abundant and unusual luminosity that reflects and enhances its environment.

## COPPER

<b>Code</b>	MES03CO-PEUM2
<b>Shade Code</b>	MES01CO
<b>Shade Material</b>	Polycarbonate
<b>Shade Colour/Finish</b>	Copper, Mirrored
<b>Fitting Code</b>	LEDP08COEU
<b>Fitting Material</b>	Steel
<b>Fitting Colour/Finish</b>	Copper, Polished
<b>Service Offer</b>	Quick Ship

## SMOKE

<b>Code</b>	MES03SM-PEUM2
<b>Shade Code</b>	MES01SM
<b>Shade Material</b>	Polycarbonate
<b>Shade Colour/Finish</b>	Smoke, Mirrored
<b>Fitting Code</b>	LEDP08CHEU
<b>Fitting Material</b>	Steel
<b>Fitting Colour/Finish</b>	Silver, Polished
<b>Service Offer</b>	Quick Ship

<b>Year of Design</b>	2014
<b>Product Weight</b>	2.44kg
<b>Finishing Process</b>	Semi-Metallised, Plated
<b>Surface Mount Shape/Diameter</b>	Dome, 11.5cm
<b>Power Method</b>	Mains
<b>Cable Spec</b>	H03VV-F 2 x 0,75 mm2
<b>Cable Type/Length</b>	Clear, 250cm
<b>Light Source</b>	6W LED
<b>Max Wattage</b>	9W
<b>Lumens</b>	800
<b>CRI</b>	>90
<b>Colour Temperature</b>	3000K
<b>Dimmability</b>	Mains Dimmable, Leading & Trailing Edge
<b>Voltage</b>	220-240V
<b>Environment</b>	Indoor
<b>Spares</b>	LEDRING01Y, LEDDRIVER01EU
<b>Certification/Electrical Class</b>	Certified for NZ/AUS



# MELT CHANDELIER SMALL LED



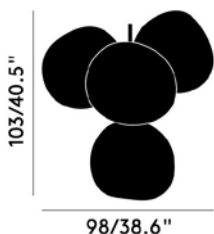
Melt is evocative of molten glass, the interior of a melting glacier or images of deep space. An imperfect, organic and naturalistic light that produces a mesmerizing hot-blown glass effect. Melt is created through a process of blow moulding and vacuum metallisation to achieve melted orbs with abundant and unusual luminosity. Melt Chandelier Small features four orbs protruding from steel tubes.

<b>Year of Design</b>	2020
<b>Product Weight</b>	9.25kg
<b>Finishing Process</b>	Semi Metallised, Plated
<b>Surface Mount Shape/Diameter</b>	Dome, 25.4cm
<b>Power Method</b>	Mains
<b>Cable Spec</b>	H03VV-F 2 x 0,75 mm <sup>2</sup>
<b>Cable Type/Length</b>	Clear, 500cm
<b>Light Source</b>	4 x 6W LED
<b>Max Wattage</b>	30W
<b>Lumens</b>	2300
<b>CRI</b>	>90
<b>Colour Temperature</b>	3000K
<b>Dimmability</b>	Mains Dimmable, Leading & Trailing Edge
<b>Voltage</b>	220-240V
<b>Environment</b>	Indoor
<b>Spares</b>	LEDRING02A, LEDCDRIVER01EU
<b>Certification/Electrical Class</b>	Certified for NZ/AUS



<b>SILVER</b>	
<b>Code</b>	MEC01CH-CEUM4
<b>Shade Code</b>	4 X MES01CH
<b>Shade Material</b>	Polycarbonate
<b>Shade Colour/Finish</b>	Silver, Mirrored
<b>Fitting Code</b>	LEDC01CHEU (CHINA : LEDC01CHCCC)
<b>Fitting Material</b>	Steel
<b>Fitting Colour/Finish</b>	Silver, Polished
<b>Service Offer</b>	Collection

<b>GOLD</b>	
<b>Code</b>	MEC01GO-CEUM4
<b>Shade Code</b>	4 X MES01G
<b>Shade Material</b>	Polycarbonate
<b>Shade Colour/Finish</b>	Gold, Mirrored
<b>Fitting Code</b>	LEDC01GOEU (CHINA : LEDC01GOCCC)
<b>Fitting Material</b>	Steel
<b>Fitting Colour/Finish</b>	Gold, Polished
<b>Service Offer</b>	Collection





# MELT CHANDELIER SMALL LED



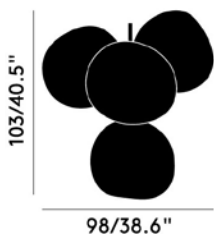
Melt is evocative of molten glass, the interior of a melting glacier or images of deep space. An imperfect, organic and naturalistic light that produces a mesmerizing hot-blown glass effect. Melt is created through a process of blow moulding and vacuum metallisation to achieve melted orbs with abundant and unusual luminosity. Melt Chandelier Small features four orbs protruding from steel tubes.

<b>Year of Design</b>	2020
<b>Product Weight</b>	9.25kg
<b>Finishing Process</b>	Semi Metallised, Plated
<b>Surface Mount Shape/Diameter</b>	Dome, 25.4cm
<b>Power Method</b>	Mains
<b>Cable Spec</b>	H03VV-F 2 x 0,75 mm2
<b>Cable Type/Length</b>	Clear, 500cm
<b>Light Source</b>	4 x 6W LED
<b>Max Wattage</b>	30W
<b>Lumens</b>	2300
<b>CRI</b>	>90
<b>Colour Temperature</b>	3000K
<b>Dimmability</b>	Mains Dimmable, Leading & Trailing Edge
<b>Voltage</b>	220-240V
<b>Environment</b>	Indoor
<b>Spares</b>	LEDRING02A, LEDCDRIVER01EU
<b>Certification/Electrical Class</b>	Certified for NZ/AUS



<b>COPPER</b>	
<b>Code</b>	MEC01CO-CEUM4
<b>Shade Code</b>	4 X MES01CO
<b>Shade Material</b>	Polycarbonate
<b>Shade Colour/Finish</b>	Copper, Mirrored
<b>Fitting Code</b>	LEDC01GOEU (CHINA : LEDC01GOCCC)
<b>Fitting Material</b>	Steel
<b>Fitting Colour/Finish</b>	Gold, Polished
<b>Service Offer</b>	Collection

<b>SMOKE</b>	
<b>Code</b>	MEC01SM-CEUM4
<b>Shade Code</b>	4 X MES01SM
<b>Shade Material</b>	Polycarbonate
<b>Shade Colour/Finish</b>	Smoke, Mirrored
<b>Fitting Code</b>	LEDC01CHEU (CHINA : LEDC01CHCCC)
<b>Fitting Material</b>	Steel
<b>Fitting Colour/Finish</b>	Silver, Polished
<b>Service Offer</b>	Collection



# MELT CHANDELIER LARGE LED



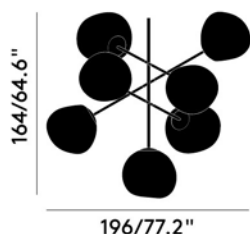
Melt is evocative of molten glass, the interior of a melting glacier or images of deep space. An imperfect, organic and naturalistic light that produces a mesmerizing hot-blown glass effect. Melt is created through a process of blow moulding and vacuum metallisation to achieve melted orbs with abundant and unusual luminosity. Melt Chandelier Large features seven orbs protruding from steel tubes.

<b>Year of Design</b>	2020
<b>Product Weight</b>	20.20kg
<b>Finishing Process</b>	Semi Metallised, Plated
<b>Surface Mount Shape/Diameter</b>	Dome, 25.4cm
<b>Power Method</b>	Mains
<b>Cable Spec</b>	H03VV-F 2 x 0,75 mm2
<b>Cable Type/Length</b>	Clear, 500cm
<b>Light Source</b>	7 x 6W LED
<b>Max Wattage</b>	51W
<b>Lumens</b>	3700
<b>CRI</b>	>90
<b>Colour Temperature</b>	3000K
<b>Dimmability</b>	Mains Dimmable, Leading & Trailing Edge
<b>Voltage</b>	220-240V
<b>Environment</b>	Indoor
<b>Spares</b>	LEDRING02A, LEDCDRIVER02EU
<b>Certification/Electrical Class</b>	Certified for NZ/AUS



<b>SILVER</b>	
<b>Code</b>	MEC02CH-CEUM4
<b>Shade Code</b>	7 X MES01CH
<b>Shade Material</b>	Polycarbonate
<b>Shade Colour/Finish</b>	Silver, Mirrored
<b>Fitting Code</b>	LEDC02CHEU (CHINA : LEDC02CHCCC)
<b>Fitting Material</b>	Steel
<b>Fitting Colour/Finish</b>	Silver, Polished
<b>Service Offer</b>	Collection

<b>GOLD</b>	
<b>Code</b>	MEC02GO-CEUM4
<b>Shade Code</b>	7 X MES01G
<b>Shade Material</b>	Polycarbonate
<b>Shade Colour/Finish</b>	Gold, Mirrored
<b>Fitting Code</b>	LEDC02GOEU (CHINA : LEDC02GOCCC)
<b>Fitting Material</b>	Steel
<b>Fitting Colour/Finish</b>	Gold, Polished
<b>Service Offer</b>	Collection



# MELT CHANDELIER LARGE LED



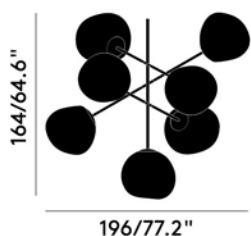
Melt is evocative of molten glass, the interior of a melting glacier or images of deep space. An imperfect, organic and naturalistic light that produces a mesmerizing hot-blown glass effect. Melt is created through a process of blow moulding and vacuum metallisation to achieve melted orbs with abundant and unusual luminosity. Melt Chandelier Large features seven orbs protruding from steel tubes.

<b>Year of Design</b>	2020
<b>Product Weight</b>	20.20kg
<b>Finishing Process</b>	Semi Metallised, Plated
<b>Surface Mount Shape/Diameter</b>	Dome, 25.4cm
<b>Power Method</b>	Mains
<b>Cable Spec</b>	H03VV-F 2 x 0,75 mm2
<b>Cable Type/Length</b>	Clear, 500cm
<b>Light Source</b>	7 x 6W LED
<b>Max Wattage</b>	51W
<b>Lumens</b>	3700
<b>CRI</b>	>90
<b>Colour Temperature</b>	3000K
<b>Dimmability</b>	Mains Dimmable, Leading & Trailing Edge
<b>Voltage</b>	220-240V
<b>Environment</b>	Indoor
<b>Spares</b>	LEDRING02A, LEDCDRIVER02EU
<b>Certification/Electrical Class</b>	Certified for NZ/AUS



<b>COPPER</b>	
<b>Code</b>	MEC02CO-CEUM4
<b>Shade Code</b>	7 X MES01CO
<b>Shade Material</b>	Polycarbonate
<b>Shade Colour/Finish</b>	Copper, Mirrored
<b>Fitting Code</b>	LEDC02GOEU (CHINA : LEDC02GOCCC)
<b>Fitting Material</b>	Steel
<b>Fitting Colour/Finish</b>	Gold, Polished
<b>Service Offer</b>	Collection

<b>SMOKE</b>	
<b>Code</b>	MEC02SM-CEUM4
<b>Shade Code</b>	7 X MES01SM
<b>Shade Material</b>	Polycarbonate
<b>Shade Colour/Finish</b>	Smoke, Mirrored
<b>Fitting Code</b>	LEDC02CHEU (CHINA : LEDC02CHCCC)
<b>Fitting Material</b>	Steel
<b>Fitting Colour/Finish</b>	Silver, Polished
<b>Service Offer</b>	Collection



# MELT BURST CHANDELIER LED

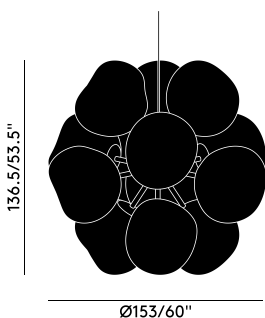


Melt is evocative of molten glass, the interior of a melting glacier or images of deep space. An imperfect, organic and naturalistic light that produces a mesmerizing hot-blown glass effect. Melt is created through a process of blow moulding and vacuum metallisation to achieve melted orbs with abundant and unusual luminosity. Melt Burst Chandelier features twelve orbs protruding from steel tubes.


SILVER	
Code	MEC03SI-CEUM4
Shade Code	12 X MES01CH
Shade Material	Polycarbonate
Shade Colour/Finish	Silver, Mirrored
Fitting Code	LEDC03BKEU (CHINA: LEDC03BKCCC)
Fitting Material	Steel
Fitting Colour/Finish	Black, Gloss
Service Offer	Collection

GOLD	
Code	MEC03GO-CEUM4
Shade Code	12 X MES01G
Shade Material	Polycarbonate
Shade Colour/Finish	Gold, Mirrored
Fitting Code	LEDC03BKEU (CHINA: LEDC03BKCCC)
Fitting Material	Steel
Fitting Colour/Finish	Black, Gloss
Service Offer	Collection

Year of Design	2019
Product Weight	28.00kg
Finishing Process	Semi Metallised, Powder Coated
Surface Mount Shape/Diameter	Dome, 25.4cm
Power Method	Mains
Cable Spec	H03VV-F 2 x 0,75 mm <sup>2</sup>
Cable Type/Length	Black Fabric, 500cm
Light Source	12 x 6W LED
Max Wattage	85W
Lumens	7100
CRI	>90
Colour Temperature	3000K
Dimmability	Mains Dimmable, Leading & Trailing Edge
Voltage	220-240V
Environment	Indoor
Spares	LEDRING02A, LEDCDRIVER02EU
Certification/Electrical Class	Certified for NZ/AUS



# MELT BURST CHANDELIER LED

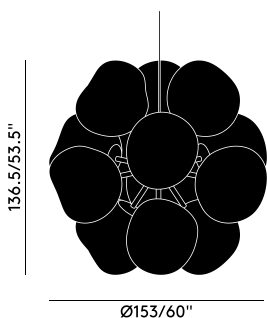


Melt is evocative of molten glass, the interior of a melting glacier or images of deep space. An imperfect, organic and naturalistic light that produces a mesmerizing hot-blown glass effect. Melt is created through a process of blow moulding and vacuum metallisation to achieve melted orbs with abundant and unusual luminosity. Melt Burst Chandelier features twelve orbs protruding from steel tubes.

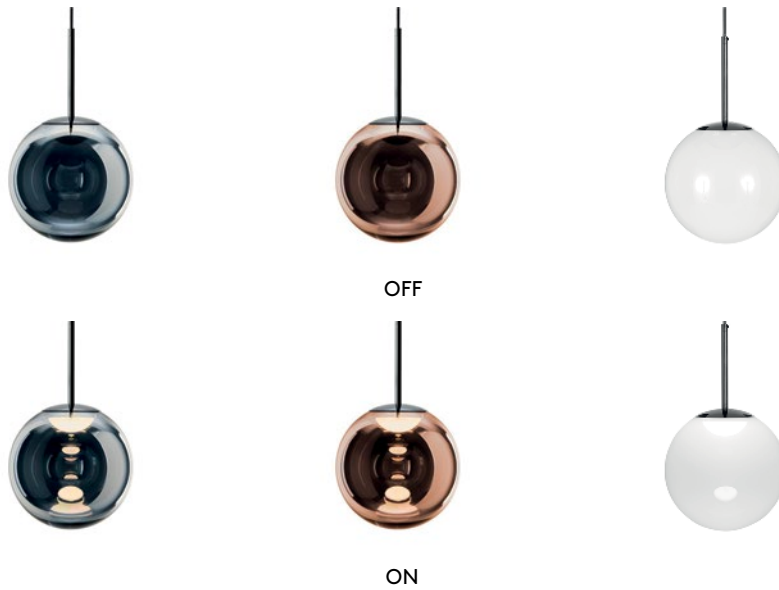
COPPER	
Code	MEC03CO-CEUM4
Shade Code	12 X MES01CO
Shade Material	Polycarbonate
Shade Colour/Finish	Copper, Mirrored
Fitting Code	LEDC03BKEU (CHINA: LEDC03BKCCC)
Fitting Material	Steel
Fitting Colour/Finish	Black, Gloss
Service Offer	Collection

SMOKE	
Code	MEC03SM-CEUM4
Shade Code	12 X MES01SM
Shade Material	Polycarbonate
Shade Colour/Finish	Smoke, Mirrored
Fitting Code	LEDC03BKEU (CHINA: LEDC03BKCCC)
Fitting Material	Steel
Fitting Colour/Finish	Black, Gloss
Service Offer	Collection

Year of Design	2019
Product Weight	28.00kg
Finishing Process	Semi Metallised, Powder Coated
Surface Mount Shape/Diameter	Dome, 25.4cm
Power Method	Mains
Cable Spec	H03VV-F 2 x 0,75 mm2
Cable Type/Length	Black Fabric, 500cm
Light Source	12 x 6W LED
Max Wattage	85W
Lumens	7100
CRI	>90
Colour Temperature	3000K
Dimmability	Mains Dimmable, Leading & Trailing Edge
Voltage	220-240V
Environment	Indoor
Spares	LEDRING02A, LEDCDRIVER02EU
Certification/Electrical Class	Certified for NZ/AUS

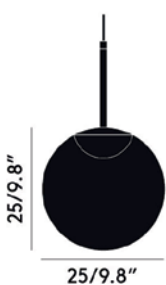


# GLOBE PENDANT 25CM LED



In our perpetual quest for the purest forms, Globe stands out as the most minimal of the lot. The spherical orb shade, highly mirrored and perfectly reflective, reveals a multiplicity of internal reflections from the integral LED when switched on. The archetypical silhouette allows for use in any space.

<b>Year of Design</b>	2019
<b>Product Weight</b>	1.09kg
<b>Finishing Process</b>	Semi-Metallised, Powder Coated
<b>Surface Mount Shape/Diameter</b>	Cone, 11.5cm
<b>Power Method</b>	Mains
<b>Cable Spec</b>	H03VV-F 2 x 0,75 mm2
<b>Cable Type/Length</b>	Black Fabric, 250cm
<b>Light Source</b>	6W LED
<b>Max Wattage</b>	9W
<b>Lumens</b>	800
<b>CRI</b>	>90
<b>Colour Temperature</b>	3000K
<b>Dimmability</b>	Mains Dimmable, Leading & Trailing Edge
<b>Voltage</b>	220-240V
<b>Environment</b>	Indoor
<b>Spares</b>	LEDRING01Y, LEDDRIVER01EU
<b>Certification/Electrical Class</b>	Certified for NZ/AUS



## SILVER

<b>Code</b>	GLS01CH-PEUM2
<b>Shade Code</b>	GLS01CH
<b>Shade Material</b>	Polycarbonate
<b>Shade Colour/Finish</b>	Silver, Mirrored
<b>Fitting Code</b>	LEDP09BKEU
<b>Fitting Material</b>	Steel
<b>Fitting Colour/Finish</b>	Black, Gloss
<b>Service Offer</b>	Quick Ship

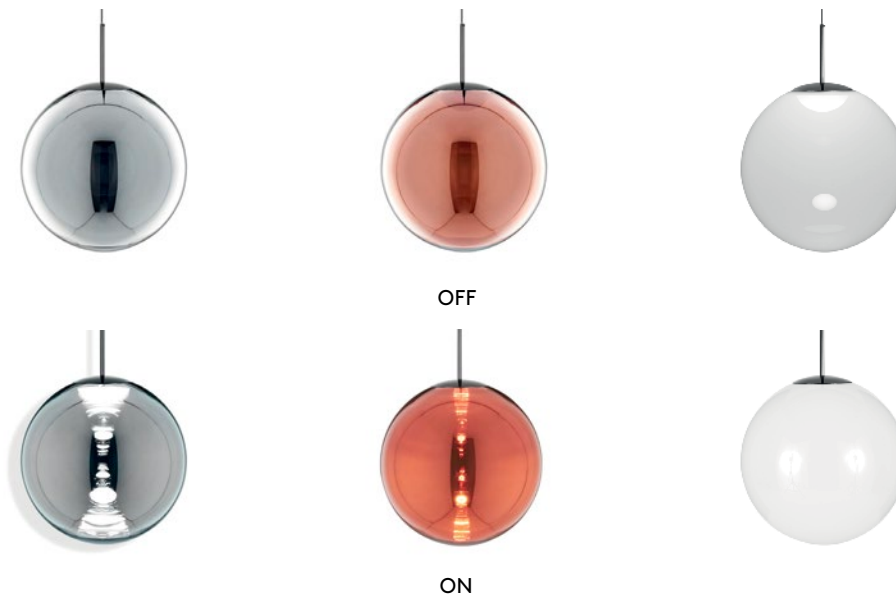
## COPPER

<b>Code</b>	GLS01CO-PEUM2
<b>Shade Code</b>	GLS01CO
<b>Shade Material</b>	Polycarbonate
<b>Shade Colour/Finish</b>	Copper, Mirrored
<b>Fitting Code</b>	LEDP09BKEU
<b>Fitting Material</b>	Steel
<b>Fitting Colour/Finish</b>	Black, Gloss
<b>Service Offer</b>	Quick Ship

## OPAL

<b>Code</b>	OPP0101-PEUM2
<b>Shade Code</b>	OPS0101
<b>Shade Material</b>	Polycarbonate
<b>Shade Colour/Finish</b>	Opalescent, Tinted
<b>Fitting Code</b>	LEDP09BKEU
<b>Fitting Material</b>	Steel
<b>Fitting Colour/Finish</b>	Black, Gloss
<b>Service Offer</b>	Quick Ship

# GLOBE PENDANT 50CM LED



In our perpetual quest for the purest forms, Globe stands out as the most minimal of the lot. The spherical orb shade, highly mirrored and perfectly reflective, reveals a multiplicity of internal reflections from the integral LED when switched on. The archetypical silhouette allows for use in any space.

<b>Year of Design</b>	2019
<b>Product Weight</b>	2.64kg
<b>Finishing Process</b>	Semi-Metallised, Powder Coated
<b>Surface Mount Shape/Diameter</b>	Cone, 11.5cm
<b>Power Method</b>	Mains
<b>Cable Spec</b>	H03VV-F 2 x 0,75 mm2
<b>Cable Type/Length</b>	Black Fabric, 250cm
<b>Light Source</b>	6W LED
<b>Max Wattage</b>	9W
<b>Lumens</b>	800
<b>CRI</b>	>90
<b>Colour Temperature</b>	3000K
<b>Dimmability</b>	Mains Dimmable, Leading & Trailing Edge
<b>Voltage</b>	220-240V
<b>Environment</b>	Indoor
<b>Spares</b>	LEDRING01Y, LEDDRIVER01EU
<b>Certification/Electrical Class</b>	Certified for NZ/AUS

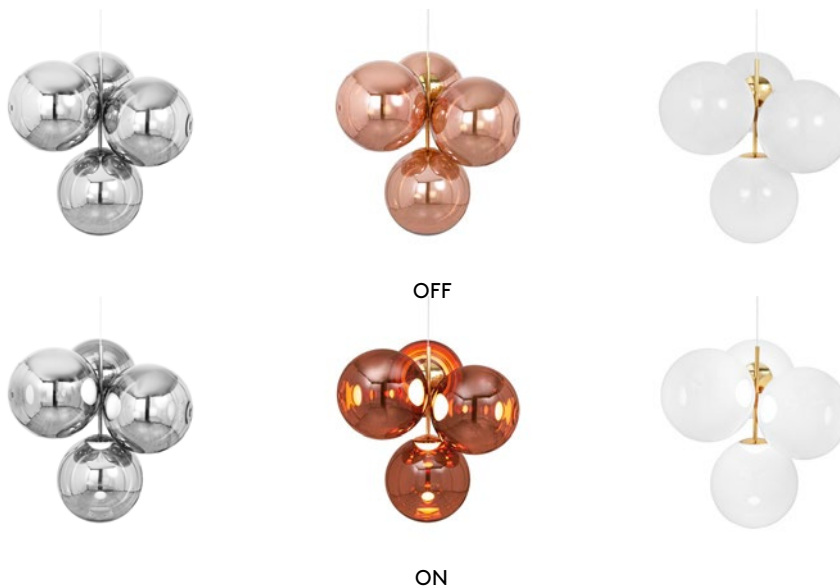


<b>SILVER</b>	
<b>Code</b>	GLC02CH-CEUM4
<b>Shade Code</b>	7 X GLS02CH
<b>Shade Material</b>	Polycarbonate
<b>Shade Colour/Finish</b>	Silver, Mirrored
<b>Fitting Code</b>	LEDC02CHEU (CHINA: LEDC02CHCCC)
<b>Fitting Material</b>	Steel
<b>Fitting Colour/Finish</b>	Silver, Polished
<b>Service Offer</b>	Quick Ship

<b>COPPER</b>	
<b>Code</b>	GLC02CO-CEUM4
<b>Shade Code</b>	7 X GLS02CO
<b>Shade Material</b>	Polycarbonate
<b>Shade Colour/Finish</b>	Copper, Mirrored
<b>Fitting Code</b>	LEDC02CHEU (CHINA: LEDC02CHCCC)
<b>Fitting Material</b>	Steel
<b>Fitting Colour/Finish</b>	Gold, Polished
<b>Service Offer</b>	Quick Ship

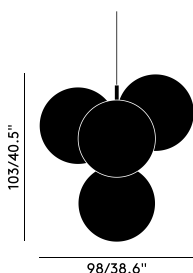
<b>OPAL</b>	
<b>Code</b>	GLC02OP-CEUM4
<b>Shade Code</b>	7 X OPS0102
<b>Shade Material</b>	Polycarbonate
<b>Shade Colour/Finish</b>	Opalescent, Tinted
<b>Fitting Code</b>	LEDC02GOEU (CHINA: LEDC02GOCCC)
<b>Fitting Material</b>	Steel
<b>Fitting Colour/Finish</b>	Gold, Polished
<b>Service Offer</b>	Quick Ship

# GLOBE CHANDELIER SMALL LED



In our perpetual quest for the purest forms, Globe stands out as the most minimal of the lot. The spherical orb shade, highly mirrored and perfectly reflective, reveals a multiplicity of internal reflections from the integral LED when switched on. The archetypical silhouette allows for use in any space. Globe Chandelier Small features four orbs protruding from steel tubes.

<b>Year of Design</b>	2019
<b>Product Weight</b>	9.25kg
<b>Finishing Process</b>	Semi-Metallised, Plated
<b>Surface Mount Shape/Diameter</b>	Dome, 25.4cm
<b>Power Method</b>	Mains
<b>Cable Spec</b>	H03VV-F 2 x 0,75 mm <sup>2</sup>
<b>Cable Type/Length</b>	Clear, 500cm
<b>Light Source</b>	4 x 6W LED
<b>Max Wattage</b>	30W
<b>Lumens</b>	2300
<b>CRI</b>	>90
<b>Colour Temperature</b>	3000K
<b>Dimmability</b>	Mains Dimmable, Leading & Trailing Edge
<b>Voltage</b>	220-240V
<b>Environment</b>	Indoor
<b>Spares</b>	LEDRING02A, LEDCDRIVER01EU
<b>Certification/Electrical Class</b>	Certified for NZ/AUS



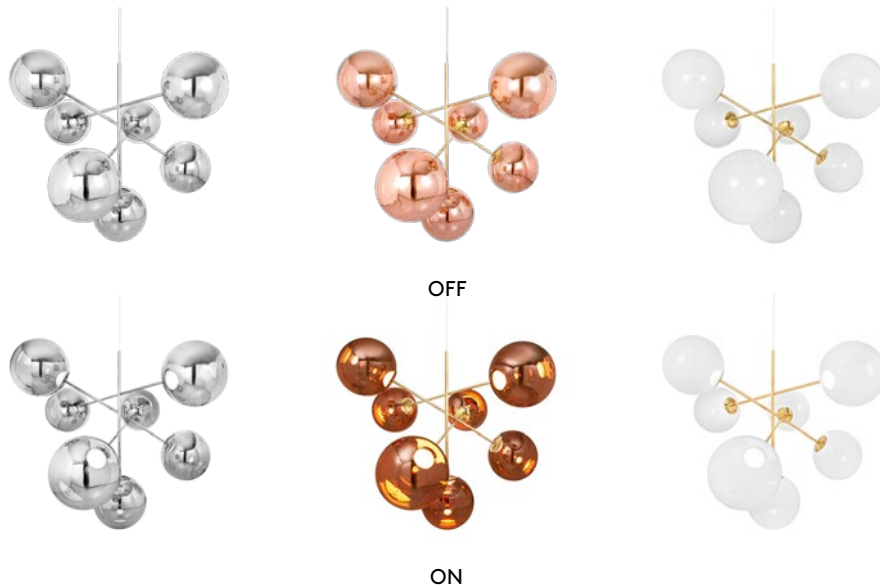
<b>SILVER</b>	
<b>Code</b>	GLC01CH-CEUM4
<b>Shade Code</b>	4 X GLS02CH
<b>Shade Material</b>	Polycarbonate
<b>Shade Colour/Finish</b>	Silver, Mirrored
<b>Fitting Code</b>	LEDC01CHEU (CHINA: LEDC01CHCCC)
<b>Fitting Material</b>	Steel
<b>Fitting Colour/Finish</b>	Silver, Polished
<b>Service Offer</b>	Collection

<b>COPPER</b>	
<b>Code</b>	GLC01CO-CEUM4
<b>Shade Code</b>	4 X GLS02CO
<b>Shade Material</b>	Polycarbonate
<b>Shade Colour/Finish</b>	Copper, Mirrored
<b>Fitting Code</b>	LEDC01GOEU (CHINA: LEDC01GOCCC)
<b>Fitting Material</b>	Steel
<b>Fitting Colour/Finish</b>	Gold, Polished
<b>Service Offer</b>	Collection

<b>OPAL</b>	
<b>Code</b>	GLC01OP-CEUM4
<b>Shade Code</b>	4 X OPS0102
<b>Shade Material</b>	Polycarbonate
<b>Shade Colour/Finish</b>	Opalescent, Tinted
<b>Fitting Code</b>	LEDC01GOEU (CHINA: LEDC01GOCCC)
<b>Fitting Material</b>	Steel
<b>Fitting Colour/Finish</b>	Gold, Polished
<b>Service Offer</b>	Collection

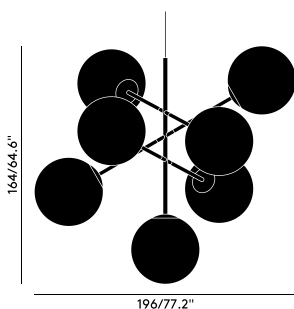


# GLOBE CHANDELIER LARGE LED



In our perpetual quest for the purest forms, Globe stands out as the most minimal of the lot. The spherical orb shade, highly mirrored and perfectly reflective, reveals a multiplicity of internal reflections from the integral LED when switched on. The archetypical silhouette allows for use in any space. Globe Chandelier Large features seven orbs protruding from steel tubes.

<b>Year of Design</b>	2019
<b>Product Weight</b>	20.20kg
<b>Finishing Process</b>	Semi-Metallised, Plated
<b>Surface Mount Shape/Diameter</b>	Dome, 25.4cm
<b>Power Method</b>	Mains
<b>Cable Spec</b>	H03VV-F 2 x 0,75 mm2
<b>Cable Type/Length</b>	Clear, 500cm
<b>Light Source</b>	7 x 6W LED
<b>Max Wattage</b>	51W
<b>Lumens</b>	3700
<b>CRI</b>	>90
<b>Colour Temperature</b>	3000K
<b>Dimmability</b>	Mains Dimmable, Leading & Trailing Edge
<b>Voltage</b>	220-240V
<b>Environment</b>	Indoor
<b>Spares</b>	LEDRING02A, LEDCDRIVER02EU
<b>Certification/Electrical Class</b>	Certified for NZ/AUS



<b>SILVER</b>	
<b>Code</b>	GLC02CH-CEUM4
<b>Shade Code</b>	7 X GLS02CH
<b>Shade Material</b>	Polycarbonate
<b>Shade Colour/Finish</b>	Silver, Mirrored
<b>Fitting Code</b>	LEDC02CHEU (CHINA: LEDC02CHCCC)
<b>Fitting Material</b>	Steel
<b>Fitting Colour/Finish</b>	Silver, Polished
<b>Service Offer</b>	Collection

<b>COPPER</b>	
<b>Code</b>	GLC02CO-CEUM4
<b>Shade Code</b>	7 X GLS02CO
<b>Shade Material</b>	Polycarbonate
<b>Shade Colour/Finish</b>	Copper, Mirrored
<b>Fitting Code</b>	LEDC02GOEU (CHINA: LEDC02GOCCC)
<b>Fitting Material</b>	Steel
<b>Fitting Colour/Finish</b>	Gold, Polished
<b>Service Offer</b>	Collection

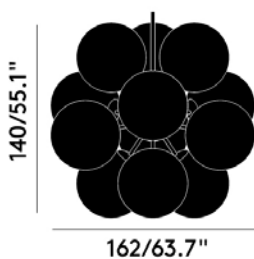
<b>OPAL</b>	
<b>Code</b>	GLC02OP-CEUM4
<b>Shade Code</b>	7 X OPS0102
<b>Shade Material</b>	Polycarbonate
<b>Shade Colour/Finish</b>	Opalescent, Tinted
<b>Fitting Code</b>	LEDC02GOEU (CHINA: LEDC02GOCCC)
<b>Fitting Material</b>	Steel
<b>Fitting Colour/Finish</b>	Gold, Polished
<b>Service Offer</b>	Collection

# GLOBE BURST CHANDELIER LED



In our perpetual quest for the purest forms, Globe stands out as the most minimal of the lot. The spherical orb shade, highly mirrored and perfectly reflective, reveals a multiplicity of internal reflections from the integral LED when switched on. The archetypical silhouette allows for use in any space. Globe Burst Chandelier features 12 orbs protruding from steel tubes.

<b>Year of Design</b>	2019
<b>Product Weight</b>	30.46kg
<b>Finishing Process</b>	Semi-Metallised, Powder Coated
<b>Surface Mount Shape/Diameter</b>	Dome, 25.4cm
<b>Power Method</b>	Mains
<b>Cable Spec</b>	H03VV-F 2 x 0,75 mm <sup>2</sup>
<b>Cable Type/Length</b>	Black Fabric, 500cm
<b>Light Source</b>	12 x 6W LED
<b>Max Wattage</b>	85W
<b>Lumens</b>	7100
<b>CRI</b>	>90
<b>Colour Temperature</b>	3000K
<b>Dimmability</b>	Mains Dimmable, Leading & Trailing Edge
<b>Voltage</b>	220-240V
<b>Environment</b>	Indoor
<b>Spares</b>	LEDRING02A, LEDCDRIVER02EU
<b>Certification/Electrical Class</b>	Certified for NZ/AUS



<b>SILVER</b>	
<b>Code</b>	GLC03CHBK-CEUM4
<b>Shade Code</b>	12 X GLS02CH
<b>Shade Material</b>	Polycarbonate
<b>Shade Colour/Finish</b>	Silver, Mirrored
<b>Fitting Code</b>	LEDC03BKEU (CHINA : LEDC03BKCCC)
<b>Fitting Material</b>	Steel
<b>Fitting Colour/Finish</b>	Black, Gloss
<b>Service Offer</b>	Collection

<b>COPPER</b>	
<b>Code</b>	GLC03COBK-CEUM4
<b>Shade Code</b>	12 X GLS02CO
<b>Shade Material</b>	Polycarbonate
<b>Shade Colour/Finish</b>	Copper, Mirrored
<b>Fitting Code</b>	LEDC03BKEU (CHINA : LEDC03BKCCC)
<b>Fitting Material</b>	Steel
<b>Fitting Colour/Finish</b>	Black, Gloss
<b>Service Offer</b>	Collection

<b>OPAL</b>	
<b>Code</b>	OPC03BK-CEUM4
<b>Shade Code</b>	12 X OPS0102
<b>Shade Material</b>	Polycarbonate
<b>Shade Colour/Finish</b>	Opalescent, Tinted
<b>Fitting Code</b>	LEDC03BKEU (CHINA : LEDC03BKCCC)
<b>Fitting Material</b>	Steel
<b>Fitting Colour/Finish</b>	Black, Gloss
<b>Service Offer</b>	Collection

# MIRROR BALL PENDANT 25CM LED



Mirror Ball is an ultra-visible, highly reflective object made of a lightweight transparent plastic sphere, coated with a thin layer of aluminium. Inspired by the pioneers of space travel, Mirror Ball is created through hi-tech processes - similar to those used in sunglasses manufacture - of blow moulding and vacuum metallisation to achieve perfect spheres with an unusual luminosity.

<b>Year of Design</b>	2002
<b>Product Weight</b>	1.08kg
<b>Finishing Process</b>	Metallised, Plated
<b>Surface Mount Shape/Diameter</b>	Dome, 11.5cm
<b>Power Method</b>	Mains
<b>Cable Spec</b>	H03VV-F 2 x 0,75 mm2
<b>Cable Type/Length</b>	Clear, 250cm
<b>Light Source</b>	6W LED
<b>Max Wattage</b>	9W
<b>Lumens</b>	800
<b>CRI</b>	>90
<b>Colour Temperature</b>	3000K
<b>Dimmability</b>	Mains Dimmable, Leading & Trailing Edge
<b>Voltage</b>	220-240V
<b>Environment</b>	Indoor
<b>Spares</b>	LEDRING01Y, LEDDRIVER01EU
<b>Certification/Electrical Class</b>	Certified for NZ/AUS



### SILVER

<b>Code</b>	MBB25A-PEUM3
<b>Shade Code</b>	MBB25A
<b>Shade Material</b>	Polycarbonate
<b>Shade Colour/Finish</b>	Silver, Mirrored
<b>Fitting Code</b>	LEDP07CHEU
<b>Fitting Material</b>	Steel
<b>Fitting Colour/Finish</b>	Silver, Polished
<b>Service Offer</b>	Quick Ship

### GOLD

<b>Code</b>	MBB25G-PEUM3
<b>Shade Code</b>	MBB25G
<b>Shade Material</b>	Polycarbonate
<b>Shade Colour/Finish</b>	Gold, Mirrored
<b>Fitting Code</b>	LEDP07GOEU
<b>Fitting Material</b>	Steel
<b>Fitting Colour/Finish</b>	Gold, Polished
<b>Service Offer</b>	Quick Ship



# MIRROR BALL PENDANT 40CM LED



Mirror Ball is an ultra-visible, highly reflective object made of a lightweight transparent plastic sphere, coated with a thin layer of aluminium. Inspired by the pioneers of space travel, Mirror Ball is created through hi-tech processes - similar to those used in sunglasses manufacture - of blow moulding and vacuum metallisation to achieve perfect spheres with an unusual luminosity.

<b>Year of Design</b>	2002
<b>Product Weight</b>	2.34kg
<b>Finishing Process</b>	Metallised, Plated
<b>Surface Mount Shape/Diameter</b>	Dome, 11.5cm
<b>Power Method</b>	Mains
<b>Cable Spec</b>	H03VV-F 2 x 0,75 mm <sup>2</sup>
<b>Cable Type/Length</b>	Clear, 250cm
<b>Light Source</b>	6W LED
<b>Max Wattage</b>	9W
<b>Lumens</b>	800
<b>CRI</b>	>90
<b>Colour Temperature</b>	3000K
<b>Dimmability</b>	Mains Dimmable, Leading & Trailing Edge
<b>Voltage</b>	220-240V
<b>Environment</b>	Indoor
<b>Spares</b>	LEDRING01Y, LEDDRIVER01EU
<b>Certification/Electrical Class</b>	Certified for NZ/AUS



## SILVER

<b>Code</b>	MBB40A-PEUM3
<b>Shade Code</b>	MBB40A
<b>Shade Material</b>	Polycarbonate
<b>Shade Colour/Finish</b>	Silver, Mirrored
<b>Fitting Code</b>	LEDP08CHEU
<b>Fitting Material</b>	Steel
<b>Fitting Colour/Finish</b>	Silver, Polished
<b>Service Offer</b>	Quick Ship

## GOLD

<b>Code</b>	MBB40G-PEUM3
<b>Shade Code</b>	MBB40G
<b>Shade Material</b>	Polycarbonate
<b>Shade Colour/Finish</b>	Gold, Mirrored
<b>Fitting Code</b>	LEDP08GOEU
<b>Fitting Material</b>	Steel
<b>Fitting Colour/Finish</b>	Gold, Polished
<b>Service Offer</b>	Quick Ship



# MIRROR BALL PENDANT 50CM LED



Mirror Ball is an ultra-visible, highly reflective object made of a lightweight transparent plastic sphere, coated with a thin layer of aluminium. Inspired by the pioneers of space travel, Mirror Ball is created through hi-tech processes - similar to those used in sunglasses manufacture - of blow moulding and vacuum metallisation to achieve perfect spheres with an unusual luminosity.

<b>Year of Design</b>	2002
<b>Product Weight</b>	2.64kg
<b>Finishing Process</b>	Metallised, Plated
<b>Surface Mount Shape/Diameter</b>	Dome, 11.5cm
<b>Power Method</b>	Mains
<b>Cable Spec</b>	H03VV-F 2 x 0,75 mm2
<b>Cable Type/Length</b>	Clear, 250cm
<b>Light Source</b>	6W LED
<b>Max Wattage</b>	9W
<b>Lumens</b>	800
<b>CRI</b>	>90
<b>Colour Temperature</b>	3000K
<b>Dimmability</b>	Mains Dimmable, Leading & Trailing Edge
<b>Voltage</b>	220-240V
<b>Environment</b>	Indoor
<b>Spares</b>	LEDRING01Y, LEDDRIVER01EU
<b>Certification/Electrical Class</b>	Certified for NZ/AUS

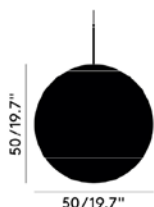


## SILVER

<b>Code</b>	MBB50A-PEUM3
<b>Shade Code</b>	MBB50A
<b>Shade Material</b>	Polycarbonate
<b>Shade Colour/Finish</b>	Silver, Mirrored
<b>Fitting Code</b>	LEDP08CHEU
<b>Fitting Material</b>	Steel
<b>Fitting Colour/Finish</b>	Silver, Polished
<b>Service Offer</b>	Quick Ship

## GOLD

<b>Code</b>	MBB50G-PEUM3
<b>Shade Code</b>	MBB50G
<b>Shade Material</b>	Polycarbonate
<b>Shade Colour/Finish</b>	Gold, Mirrored
<b>Fitting Code</b>	LEDP08GOEU
<b>Fitting Material</b>	Steel
<b>Fitting Colour/Finish</b>	Gold, Polished
<b>Service Offer</b>	Quick Ship



# COPPER PENDANT ROUND 25CM LED



Copper is created by exploding a thin layer of pure metal onto the surface of a polycarbonate shade. This technologically advanced process of vacuum metallisation gives Copper an instantly recognisable and highly reflective surface with a warm metallic glow. Round and oval shades are created in the trademark mirrored copper, allowing clusters to be formed.

COPPER	
Code	COS01CO-PEUM2
Shade Code	COS01CO
Shade Material	Polycarbonate
Shade Colour/Finish	Copper, Mirrored
Fitting Code	LEDP07COEU
Fitting Material	Steel
Fitting Colour/Finish	Copper, Polished
Service Offer	Quick Ship

Year of Design	2015
Product Weight	1.03kg
Finishing Process	Metallised, Plated
Surface Mount Shape/Diameter	Dome, 11.5cm
Power Method	Mains
Cable Spec	H03VV-F 2 x 0,75 mm <sup>2</sup>
Cable Type/Length	Clear, 250cm
Light Source	6W LED
Max Wattage	9W
Lumens	800
CRI	>90
Colour Temperature	3000K
Dimmability	Mains Dimmable, Leading & Trailing Edge
Voltage	220-240V
Environment	Indoor
Spares	LEDRING01Y, LEDDRIVER01EU
Certification/Electrical Class	Certified for NZ/AUS



# COPPER PENDANT ROUND 45CM LED



Copper is created by exploding a thin layer of pure metal onto the surface of a polycarbonate shade. This technologically advanced process of vacuum metallisation gives Copper an instantly recognisable and highly reflective surface with a warm metallic glow. Round and oval shades are created in the trademark mirrored copper, allowing clusters to be formed.

COPPER	
Code	COS02CO-PEUM2
Shade Code	COS02CO
Shade Material	Polycarbonate
Shade Colour/Finish	Copper, Mirrored
Fitting Code	LEDP08COEU
Fitting Material	Steel
Fitting Colour/Finish	Copper, Polished
Service Offer	Quick Ship

Year of Design	2015
Product Weight	2.84kg
Finishing Process	Metallised, Plated
Surface Mount Shape/Diameter	Dome, 11.5cm
Power Method	Mains
Cable Spec	H03VV-F 2 x 0,75 mm <sup>2</sup>
Cable Type/Length	Clear, 250cm
Light Source	6W LED
Max Wattage	9W
Lumens	800
CRI	>90
Colour Temperature	3000K
Dimmability	Mains Dimmable, Leading & Trailing Edge
Voltage	220-240V
Environment	Indoor
Spares	LEDRING01Y, LEDDRIVER01EU
Certification/Electrical Class	Certified for NZ/AUS



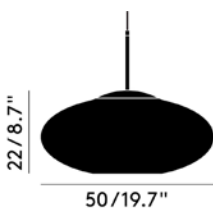
# COPPER PENDANT WIDE LED



Copper is created by exploding a thin layer of pure metal onto the surface of a polycarbonate shade. This technologically advanced process of vacuum metallisation gives Copper an instantly recognisable and highly reflective surface with a warm metallic glow. Round and oval shades are created in the trademark mirrored copper, allowing clusters to be formed.

<b>COPPER</b>	
<b>Code</b>	COS03CO-PEUM2
<b>Shade Code</b>	COS03CO
<b>Shade Material</b>	Polycarbonate
<b>Shade Colour/Finish</b>	Copper, Mirrored
<b>Fitting Code</b>	LEDP08COEU
<b>Fitting Material</b>	Steel
<b>Fitting Colour/Finish</b>	Copper, Polished
<b>Service Offer</b>	Quick Ship

<b>Year of Design</b>	2015
<b>Product Weight</b>	2.34kg
<b>Finishing Process</b>	Metallised, Plated
<b>Surface Mount Shape/Diameter</b>	Dome, 11.5cm
<b>Power Method</b>	Mains
<b>Cable Spec</b>	H03VV-F 2 x 0,75 mm <sup>2</sup>
<b>Cable Type/Length</b>	Clear, 250cm
<b>Light Source</b>	6W LED
<b>Max Wattage</b>	9W
<b>Lumens</b>	800
<b>CRI</b>	>90
<b>Colour Temperature</b>	3000K
<b>Dimmability</b>	Mains Dimmable, Leading & Trailing Edge
<b>Voltage</b>	220-240V
<b>Environment</b>	Indoor
<b>Spares</b>	LEDRING01Y, LEDDRIVER01EU
<b>Certification/Electrical Class</b>	Certified for NZ/AUS





# BEAT FAT PENDANT LED



Bearing the mark of its maker, Beat is a celebration of the handmade. Inspired by the sculptural simplicity of traditional Indian water vessels, Beat is a family of hand-spun, welded and beaten lights with shades that retain hammer marks from their forming. Crafted by artisans in Northern India, the creation of Beat is part of an ancient process that takes four days to complete.

<b>Year of Design</b>	2005
<b>Product Weight</b>	1.68kg
<b>Finishing Process</b>	Hand Beaten, Painted, Lacquered
<b>Surface Mount Shape/Diameter</b>	Cone, 12.4cm
<b>Power Method</b>	Mains
<b>Cable Spec</b>	H03VV-F 2 x 0,75 mm <sup>2</sup>
<b>Cable Type/Length</b>	Black Fabric, 250cm
<b>Light Source</b>	6W LED
<b>Max Wattage</b>	9W
<b>Lumens</b>	800
<b>CRI</b>	>90
<b>Colour Temperature</b>	3000K
<b>Dimmability</b>	Mains Dimmable, Leading & Trailing Edge
<b>Voltage</b>	220-240V
<b>Environment</b>	Indoor
<b>Certification/Electrical Class</b>	Certified for NZ/AUS



## BLACK

<b>Code</b>	BLS02-PEUM3
<b>Shade Code</b>	BLS02
<b>Shade Material</b>	Brass
<b>Shade Colour/Finish</b>	Black, Brass, Matte
<b>Fitting Code</b>	LEDP05BKEU
<b>Fitting Material</b>	Steel
<b>Fitting Colour/Finish</b>	Black, Matte
<b>Service Offer</b>	Quick Ship

## BRASS

<b>Code</b>	BLS02B-PEUM3
<b>Shade Code</b>	BLS02B
<b>Shade Material</b>	Brass
<b>Shade Colour/Finish</b>	Brass, Brushed
<b>Fitting Code</b>	LEDP05BKEU
<b>Fitting Material</b>	Steel
<b>Fitting Colour/Finish</b>	Black, Matte
<b>Service Offer</b>	Quick Ship

## WHITE

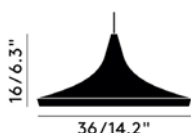
<b>Code</b>	BLS02WH-PEUM4
<b>Shade Code</b>	BLS02WH
<b>Shade Material</b>	Brass
<b>Shade Colour/Finish</b>	White, Brass, Gloss
<b>Fitting Code</b>	LEDP05BKEU
<b>Fitting Material</b>	Steel
<b>Fitting Colour/Finish</b>	Black, Matte
<b>Service Offer</b>	Quick Ship

# BEAT WIDE PENDANT LED



Bearing the mark of its maker, Beat is a celebration of the handmade. Inspired by the sculptural simplicity of traditional Indian water vessels, Beat is a family of hand-spun, welded and beaten lights with shades that retain hammer marks from their forming. Crafted by artisans in Northern India, the creation of Beat is part of an ancient process that takes four days to complete.

<b>Year of Design</b>	2005
<b>Product Weight</b>	2.29kg
<b>Finishing Process</b>	Hand Beaten, Painted, Lacquered
<b>Surface Mount Shape/Diameter</b>	Cone, 12.4cm
<b>Power Method</b>	Mains
<b>Cable Spec</b>	H03VV-F 2 x 0,75 mm <sup>2</sup>
<b>Cable Type/Length</b>	Black Fabric, 250cm
<b>Light Source</b>	6W LED
<b>Max Wattage</b>	9W
<b>Lumens</b>	800
<b>CRI</b>	>90
<b>Colour Temperature</b>	3000K
<b>Dimmability</b>	Mains Dimmable, Leading & Trailing Edge
<b>Voltage</b>	220-240V
<b>Environment</b>	Indoor
<b>Certification/Electrical Class</b>	Certified for NZ/AUS



<b>BLACK</b>	
<b>Code</b>	BLS01-PEUM3
<b>Shade Code</b>	BLS01
<b>Shade Material</b>	Brass
<b>Shade Colour/Finish</b>	Black, Brass, Matte
<b>Fitting Code</b>	LEDP05BKEU
<b>Fitting Material</b>	Steel
<b>Fitting Colour/Finish</b>	Black, Matte
<b>Service Offer</b>	Quick Ship

<b>BRASS</b>	
<b>Code</b>	BLS01B-PEUM3
<b>Shade Code</b>	BLS01B
<b>Shade Material</b>	Brass
<b>Shade Colour/Finish</b>	Brass, Brushed
<b>Fitting Code</b>	LEDP05BKEU
<b>Fitting Material</b>	Steel
<b>Fitting Colour/Finish</b>	Black, Matte
<b>Service Offer</b>	Quick Ship

<b>WHITE</b>	
<b>Code</b>	BLS01WH-PEUM4
<b>Shade Code</b>	BLS01WH
<b>Shade Material</b>	Brass
<b>Shade Colour/Finish</b>	White, Brass, Gloss
<b>Fitting Code</b>	LEDP05BKEU
<b>Fitting Material</b>	Steel
<b>Fitting Colour/Finish</b>	Black, Matte
<b>Service Offer</b>	Quick Ship

# BEAT TALL PENDANT LED



Bearing the mark of its maker, Beat is a celebration of the handmade. Inspired by the sculptural simplicity of traditional Indian water vessels, Beat is a family of hand-spun, welded and beaten lights with shades that retain hammer marks from their forming. Crafted by artisans in Northern India, the creation of Beat is part of an ancient process that takes four days to complete.

<b>Year of Design</b>	2005
<b>Product Weight</b>	1.34kg
<b>Finishing Process</b>	Hand Beaten, Painted, Lacquered
<b>Surface Mount Shape/Diameter</b>	Cone, 12.4cm
<b>Power Method</b>	Mains
<b>Cable Spec</b>	H03VV-F 2 x 0,75 mm <sup>2</sup>
<b>Cable Type/Length</b>	Black Fabric, 250cm
<b>Light Source</b>	6W LED
<b>Max Wattage</b>	9W
<b>Lumens</b>	800
<b>CRI</b>	>90
<b>Colour Temperature</b>	3000K
<b>Dimmability</b>	Mains Dimmable, Leading & Trailing Edge
<b>Voltage</b>	220-240V
<b>Environment</b>	Indoor
<b>Certification/Electrical Class</b>	Certified for NZ/AUS



<b>BLACK</b>	
<b>Code</b>	BLS03-PEUM3
<b>Shade Code</b>	BLS03
<b>Shade Material</b>	Brass
<b>Shade Colour/Finish</b>	Black, Brass, Matte
<b>Fitting Code</b>	LEDP05BKEU
<b>Fitting Material</b>	Steel
<b>Fitting Colour/Finish</b>	Black, Matte
<b>Service Offer</b>	Quick Ship

<b>BRASS</b>	
<b>Code</b>	BLS03B-PEUM3
<b>Shade Code</b>	BLS03B
<b>Shade Material</b>	Brass
<b>Shade Colour/Finish</b>	Brass, Brushed
<b>Fitting Code</b>	LEDP05BKEU
<b>Fitting Material</b>	Steel
<b>Fitting Colour/Finish</b>	Black, Matte
<b>Service Offer</b>	Quick Ship

<b>WHITE</b>	
<b>Code</b>	BLS03WH-PEUM4
<b>Shade Code</b>	BLS03WH
<b>Shade Material</b>	Brass
<b>Shade Colour/Finish</b>	White, Brass, Gloss
<b>Fitting Code</b>	LEDP05BKEU
<b>Fitting Material</b>	Steel
<b>Fitting Colour/Finish</b>	Black, Matte
<b>Service Offer</b>	Quick Ship

# BEAT STOUT PENDANT LED



Bearing the mark of its maker, Beat is a celebration of the handmade. Inspired by the sculptural simplicity of traditional Indian water vessels, Beat is a family of hand-spun, welded and beaten lights with shades that retain hammer marks from their forming. Crafted by artisans in Northern India, the creation of Beat is part of an ancient process that takes four days to complete.

<b>Year of Design</b>	2005
<b>Product Weight</b>	5.97kg
<b>Finishing Process</b>	Hand Beaten, Painted, Lacquered
<b>Surface Mount Shape/Diameter</b>	Cone, 12.4cm
<b>Power Method</b>	Mains
<b>Cable Spec</b>	H03VV-F 2 x 0,75 mm2
<b>Cable Type/Length</b>	Black Fabric, 250cm
<b>Light Source</b>	6W LED
<b>Max Wattage</b>	9W
<b>Lumens</b>	800
<b>CRI</b>	>90
<b>Colour Temperature</b>	3000K
<b>Dimmability</b>	Mains Dimmable, Leading & Trailing Edge
<b>Voltage</b>	220-240V
<b>Environment</b>	Indoor
<b>Certification/Electrical Class</b>	Certified for NZ/AUS



## BLACK

<b>Code</b>	BLS04-PEUM3
<b>Shade Code</b>	BLS04
<b>Shade Material</b>	Brass
<b>Shade Colour/Finish</b>	Black, Brass, Matte
<b>Fitting Code</b>	LEDP06BKEU
<b>Fitting Material</b>	Steel
<b>Fitting Colour/Finish</b>	Black, Matte
<b>Service Offer</b>	Quick Ship

## BRASS

<b>Code</b>	BLS04B-PEUM3
<b>Shade Code</b>	BLS04B
<b>Shade Material</b>	Brass
<b>Shade Colour/Finish</b>	Brass, Brushed
<b>Fitting Code</b>	LEDP06BKEU
<b>Fitting Material</b>	Steel
<b>Fitting Colour/Finish</b>	Black, Matte
<b>Service Offer</b>	Quick Ship

## WHITE

<b>Code</b>	BLS04WH-PEUM4
<b>Shade Code</b>	BLS04WH
<b>Shade Material</b>	Brass
<b>Shade Colour/Finish</b>	White, Brass, Gloss
<b>Fitting Code</b>	LEDP06BKEU
<b>Fitting Material</b>	Steel
<b>Fitting Colour/Finish</b>	Black, Matte
<b>Service Offer</b>	Quick Ship

# BEAT WAIST PENDANT LED



Bearing the mark of its maker, Beat is a celebration of the handmade. Inspired by the sculptural simplicity of traditional Indian water vessels, Beat is a family of hand-spun, welded and beaten lights with shades that retain hammer marks from their forming. Crafted by artisans in Northern India, the creation of Beat is part of an ancient process that takes four days to complete.

<b>BLACK</b>	
Code	BLS05-PEUM2
Shade Code	BLS05
Shade Material	Brass
Shade Colour/Finish	Black, Brass, Matte
Fitting Code	LEDP06BKEU
Fitting Material	Steel
Fitting Colour/Finish	Black, Matte
Service Offer	Quick Ship

Year of Design	2016
Product Weight	3.47kg
Finishing Process	Hand Beaten, Painted, Lacquered
Surface Mount Shape/Diameter	Cone, 12.4cm
Power Method	Mains
Cable Spec	H03VV-F 2 x 0,75 mm2
Cable Type/Length	Black Fabric, 250cm
Light Source	6W LED
Max Wattage	9W
Lumens	800
CRI	>90
Colour Temperature	3000K
Dimmability	Mains Dimmable, Leading & Trailing Edge
Voltage	220-240V
Environment	Indoor
Certification/Electrical Class	Certified for NZ/AUS



# BEAT FLAT PENDANT LED

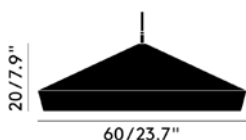


Bearing the mark of its maker, Beat is a celebration of the handmade. Inspired by the sculptural simplicity of traditional Indian water vessels, Beat is a family of hand-spun, welded and beaten lights with shades that retain hammer marks from their forming. Crafted by artisans in Northern India, the creation of Beat is part of an ancient process that takes four days to complete.

## BLACK

<b>Code</b>	BLS06-PEUM2
<b>Shade Code</b>	BLS06
<b>Shade Material</b>	Brass
<b>Shade Colour/Finish</b>	Black, Brass, Matte
<b>Fitting Code</b>	LEDP06BKEU
<b>Fitting Material</b>	Steel
<b>Fitting Colour/Finish</b>	Black, Matte
<b>Service Offer</b>	Quick Ship

<b>Year of Design</b>	2016
<b>Product Weight</b>	4.06kg
<b>Finishing Process</b>	Hand Beaten, Painted, Lacquered
<b>Surface Mount Shape/Diameter</b>	Cone, 12.4cm
<b>Power Method</b>	Mains
<b>Cable Spec</b>	H03VV-F 2 x 0,75 mm <sup>2</sup>
<b>Cable Type/Length</b>	Black Fabric, 250cm
<b>Light Source</b>	6W LED
<b>Max Wattage</b>	9W
<b>Lumens</b>	800
<b>CRI</b>	>90
<b>Colour Temperature</b>	3000K
<b>Dimmability</b>	Mains Dimmable, Leading & Trailing Edge
<b>Voltage</b>	220-240V
<b>Environment</b>	Indoor
<b>Certification/Electrical Class</b>	Certified for NZ/AUS



# SPRING PENDANT SMALL LED

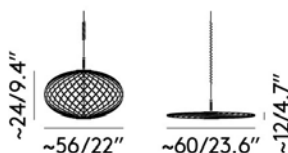


Spring features pliant ribbons of stainless steel, arranged like a whisk around a custom-made dimmable Tom Dixon LED module. Like a spring, the semi-transparent shape can be adjusted to a variety of silhouettes - from a flat spirograph, to a flying saucer, and on to a fuller pumpkin shape. The nature of the spiral design allows the voluminous shades to be easily flat packed for transportation.

## BRASS

Code	SPP04BEU
Shade Material	Stainless Steel
Shade Colour/Finish	Brass, Brushed
Fitting Material	Steel
Fitting Colour/Finish	Black, Matte
Service Offer	Quick Ship

Year of Design	2018
Product Weight	1.49kg
Finishing Process	PVD, Anodised
Surface Mount Shape/Diameter	Dome, 13cm
Power Method	Mains
Cable Spec	H03VV-F 2 x 0,75 mm <sup>2</sup>
Cable Type/Length	Black Fabric, 250cm
Light Source	6W LED
Max Wattage	9W
Lumens	800
CRI	>90
Colour Temperature	3000K
Dimmability	Mains Dimmable, Leading & Trailing Edge
Voltage	220-240V
Environment	Indoor
Spares	LEDRING01T, LEDDRIVER01EU
Certification/Electrical Class	Certified for NZ/AUS



# SPRING PENDANT MEDIUM LED

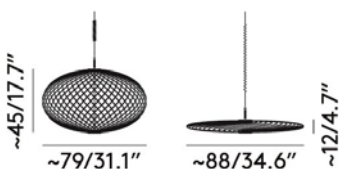


Spring features pliant ribbons of stainless steel, arranged like a whisk around a custom-made dimmable Tom Dixon LED module. Like a spring, the semi-transparent shape can be adjusted to a variety of silhouettes - from a flat spirograph, to a flying saucer, and on to a fuller pumpkin shape. The nature of the spiral design allows the voluminous shades to be easily flat packed for transportation.

**BRASS**

<b>Code</b>	SPP05BEU
<b>Shade Material</b>	Stainless Steel
<b>Shade Colour/Finish</b>	Brass, Brushed
<b>Fitting Material</b>	Steel
<b>Fitting Colour/Finish</b>	Black, Matte
<b>Service Offer</b>	Quick Ship

<b>Year of Design</b>	2018
<b>Product Weight</b>	2.48kg
<b>Finishing Process</b>	PVD, Anodised
<b>Surface Mount Shape/Diameter</b>	Dome, 16cm
<b>Power Method</b>	Mains
<b>Cable Spec</b>	H03VV-F 2 x 0,75 mm <sup>2</sup>
<b>Cable Type/Length</b>	Black Fabric, 250cm
<b>Light Source</b>	6W LED
<b>Max Wattage</b>	9W
<b>Lumens</b>	800
<b>CRI</b>	>90
<b>Colour Temperature</b>	3000K
<b>Dimmability</b>	Mains Dimmable, Leading & Trailing Edge
<b>Voltage</b>	220-240V
<b>Environment</b>	Indoor
<b>Spares</b>	LEDRING01T, LEDDRIVER01EU
<b>Certification/Electrical Class</b>	Certified for NZ/AUS





# SPRING PENDANT LARGE LED

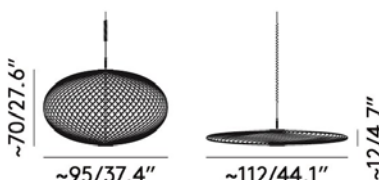


Spring features pliant ribbons of stainless steel, arranged like a whisk around a custom-made dimmable Tom Dixon LED module. Like a spring, the semi-transparent shape can be adjusted to a variety of silhouettes - from a flat spirograph, to a flying saucer, and on to a fuller pumpkin shape. The nature of the spiral design allows the voluminous shades to be easily flat packed for transportation.

**BRASS**

<b>Code</b>	SPP06BEU
<b>Shade Material</b>	Stainless Steel
<b>Shade Colour/Finish</b>	Brass, Brushed
<b>Fitting Material</b>	Steel
<b>Fitting Colour/Finish</b>	Black, Matte
<b>Service Offer</b>	Quick Ship

<b>Year of Design</b>	2018
<b>Product Weight</b>	3.85kg
<b>Finishing Process</b>	PVD, Anodised
<b>Surface Mount Shape/Diameter</b>	Dome, 19cm
<b>Power Method</b>	Mains
<b>Cable Spec</b>	H03VV-F 2 x 0,75 mm <sup>2</sup>
<b>Cable Type/Length</b>	Black Fabric, 250cm
<b>Light Source</b>	6W LED
<b>Max Wattage</b>	9W
<b>Lumens</b>	800
<b>CRI</b>	>90
<b>Colour Temperature</b>	3000K
<b>Dimmability</b>	Mains Dimmable, Leading & Trailing Edge
<b>Voltage</b>	220-240V
<b>Environment</b>	Indoor
<b>Spares</b>	LEDRING01T, LEDDRIVER01EU
<b>Certification/Electrical Class</b>	Certified for NZ/AUS



# PUFF PENDANT



Inspired by inflatable geometry, Puff is an intricate polyhedral object made of flat diamond-shaped metal panels, expanded and ballooned as though they have been inflated thanks to their cunning incised pattern. The etched and perforated panels of Puff create small but highly reflective facets that disperse myriad internal reflections, making the inside akin to a shimmering inverted disco ball.

<b>Year of Design</b>	2021
<b>Product Weight</b>	1.80kg
<b>Finishing Process</b>	Digital Photo-Acid Etched, Polished, Lacquered
<b>Surface Mount Shape/Diameter</b>	Cone, 12.5cm
<b>Power Method</b>	Mains
<b>Cable Spec</b>	H03VV-F 2 x 0,75 mm <sup>2</sup>
<b>Cable Type/Length</b>	Black Fabric, 250cm
<b>Light Source</b>	E27, Light Source Not Included
<b>Max Wattage</b>	42W
<b>Dimmability</b>	Mains Dimmable
<b>Voltage</b>	220-240V
<b>Environment</b>	Indoor
<b>Certification/Electrical Class</b>	Certified for NZ/AUS



<b>STAINLESS STEEL</b>	
<b>Code</b>	PUP01SS-PEUM1
<b>Shade Code</b>	PUP01SS
<b>Shade Material</b>	Stainless Steel
<b>Shade Colour/Finish</b>	Stainless Steel, Polished
<b>Fitting Code</b>	SPA04BKEU
<b>Fitting Material</b>	Steel
<b>Fitting Colour/Finish</b>	Black, Matte
<b>Service Offer</b>	New

<b>BRASS</b>	
<b>Code</b>	PUP01BR-PEUM1
<b>Shade Code</b>	PUP01BR
<b>Shade Material</b>	Brass
<b>Shade Colour/Finish</b>	Brass, Polished
<b>Fitting Code</b>	SPA04EU
<b>Fitting Material</b>	Steel
<b>Fitting Colour/Finish</b>	Brass, Brushed
<b>Service Offer</b>	New



# ETCH PENDANT



Inspired by the logic of pure mathematics, Etch features geodesic structures made of razor-thin, etched metal sheets, tabbed together like Victorian tin toys. Using digital acid etching methods – similar to making electronic products such as circuit boards – the detailed perforated pattern of the sheets allows for light to escape and cast a mass of intricate, tangled shadows when lit.

<b>BRASS</b>	
Code	ETS03B-PEUM1
Shade Code	ETS03B
Shade Material	Brass
Shade Colour/Finish	Brass, Matte
Fitting Code	SPA04EU
Fitting Material	Steel
Fitting Colour/Finish	Brass, Brushed
Service Offer	Collection

Year of Design	2009
Product Weight	1.53kg
Finishing Process	Digital Photo-Acid Etched, Polished, Lacquered
Surface Mount Shape/Diameter	Cone, 12.5cm
Power Method	Mains
Cable Spec	H03VV-F 2 x 0,75 mm <sup>2</sup>
Cable Type/Length	Black Fabric, 250cm
Light Source	E27, Light Source Not Included
Max Wattage	42W
Dimmability	Mains Dimmable
Voltage	220-240V
Environment	Indoor
Certification/Electrical Class	Certified for NZ/AUS



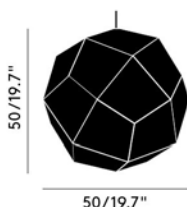
# ETCH PENDANT 50CM



Inspired by the logic of pure mathematics, Etch features geodesic structures made of razor-thin, etched metal sheets, tabbed together like Victorian tin toys. Using digital acid etching methods – similar to making electronic products such as circuit boards – the detailed perforated pattern of the sheets allows for light to escape and cast a mass of intricate, tangled shadows when lit.

<b>BRASS</b>	
<b>Code</b>	ETS03B50-PEUM1
<b>Shade Code</b>	ETS03B50
<b>Shade Material</b>	Brass
<b>Shade Colour/Finish</b>	Brass, Matte
<b>Fitting Code</b>	SPA04EU
<b>Fitting Material</b>	Steel
<b>Fitting Colour/Finish</b>	Brass, Brushed
<b>Service Offer</b>	Collection

<b>Year of Design</b>	2012
<b>Product Weight</b>	2.43kg
<b>Finishing Process</b>	Digital Photo-Acid Etched, Polished, Lacquered
<b>Surface Mount Shape/Diameter</b>	Cone, 12.5cm
<b>Power Method</b>	Mains
<b>Cable Spec</b>	H03VV-F 2 x 0,75 mm <sup>2</sup>
<b>Cable Type/Length</b>	Black Fabric, 250cm
<b>Light Source</b>	E27, Light Source Not Included
<b>Max Wattage</b>	42W
<b>Dimmability</b>	Mains Dimmable
<b>Voltage</b>	220-240V
<b>Environment</b>	Indoor
<b>Certification/Electrical Class</b>	Certified for NZ/AUS



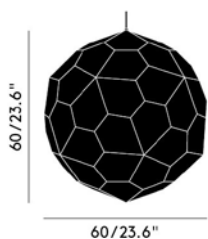
# ETCH PENDANT WEB



Etch Web are statement pendants made from acid-etched sheets of metal to create an intricate pattern. A bulb is suspended within the centre of Etch Web to make it the ultimate shadow play pendant. The unusual open structure of Etch Web is designed to cast atmospheric angular shadows when lit.

<b>BRASS</b>	
Code	ETW01B-PEUM1
Shade Code	ETW01B
Shade Material	Brass
Shade Colour/Finish	Brass, Matte
Fitting Code	SPA04EU
Fitting Material	Steel
Fitting Colour/Finish	Brass, Brushed
Service Offer	Collection

Year of Design	2011
Product Weight	2.45kg
Finishing Process	Digital Photo-Acid Etched, Matte, Lacquered
Surface Mount Shape/Diameter	Cone, 12.5cm
Power Method	Mains
Cable Spec	H03VV-F 2 x 0,75 mm <sup>2</sup>
Cable Type/Length	Black Fabric, 250cm
Light Source	E27, Light Source Not Included
Max Wattage	42W
Dimmability	Mains Dimmable
Voltage	220-240V
Environment	Indoor
Certification/Electrical Class	Certified for NZ/AUS



# VOID PENDANT MINI LED



Inspired by vacuum flasks, Void is made from pure metals pressed, spun and brazed into a complex double-walled shade. Void is the result of a challenge to create a luminous pendant that mysteriously conceals its light source. A small but powerful upgraded LED module deep inside the lamp creates a soft but directional light beam, while the exterior is polished to a highly reflective finish.

<b>Year of Design</b>	2010
<b>Product Weight</b>	1.13kg
<b>Finishing Process</b>	Spun, Polished, Lacquered
<b>Surface Mount Shape/Diameter</b>	Cone, 12.4cm
<b>Power Method</b>	Mains
<b>Cable Spec</b>	H03VV-F 2 x 0,75 mm <sup>2</sup>
<b>Cable Type/Length</b>	Black Fabric, 250cm
<b>Light Source</b>	6W LED
<b>Max Wattage</b>	9W
<b>Lumens</b>	800
<b>CRI</b>	>90
<b>Colour Temperature</b>	3000K
<b>Dimmability</b>	Mains Dimmable, Leading & Trailing Edge
<b>Voltage</b>	220-240V
<b>Environment</b>	Indoor
<b>Certification/Electrical Class</b>	Certified for NZ/AUS



## STAINLESS STEEL

<b>Code</b>	VOS02S-PEUM3
<b>Shade Code</b>	VOS02S
<b>Shade Material</b>	Stainless Steel
<b>Shade Colour/Finish</b>	Steel, Polished
<b>Fitting Code</b>	LEDP05BKEU
<b>Fitting Material</b>	Steel
<b>Fitting Colour/Finish</b>	Black, Matte
<b>Service Offer</b>	Collection

## BRASS

<b>Code</b>	VOS02B-PEUM3
<b>Shade Code</b>	VOS02B
<b>Shade Material</b>	Stainless Steel
<b>Shade Colour/Finish</b>	Brass, Polished
<b>Fitting Code</b>	LEDP05BKEU
<b>Fitting Material</b>	Steel
<b>Fitting Colour/Finish</b>	Black, Matte
<b>Service Offer</b>	Collection

## COPPER

<b>Code</b>	VOS02C-PEUM3
<b>Shade Code</b>	VOS02C
<b>Shade Material</b>	Stainless Steel
<b>Shade Colour/Finish</b>	Copper, Polished
<b>Fitting Code</b>	LEDP05BKEU
<b>Fitting Material</b>	Steel
<b>Fitting Colour/Finish</b>	Black, Matte
<b>Service Offer</b>	Collection



# VOID PENDANT LED



Inspired by vacuum flasks, Void is made from pure metals pressed, spun and brazed into a complex double-walled shade. Void is the result of a challenge to create a luminous pendant that mysteriously conceals its light source. A small but powerful upgraded LED module deep inside the lamp creates a soft but directional light beam, while the exterior is polished to a highly reflective finish.

<b>Year of Design</b>	2009
<b>Product Weight</b>	2.33kg
<b>Finishing Process</b>	Spun, Polished, Lacquered
<b>Surface Mount Shape/Diameter</b>	Cone, 12.4cm
<b>Power Method</b>	Mains
<b>Cable Spec</b>	H03VV-F 2 x 0,75 mm <sup>2</sup>
<b>Cable Type/Length</b>	Black Fabric, 250cm
<b>Light Source</b>	6W LED
<b>Max Wattage</b>	9W
<b>Lumens</b>	800
<b>CRI</b>	>90
<b>Colour Temperature</b>	3000K
<b>Dimmability</b>	Mains Dimmable, Leading & Trailing Edge
<b>Voltage</b>	220-240V
<b>Environment</b>	Indoor
<b>Certification/Electrical Class</b>	Certified for NZ/AUS



<b>STAINLESS STEEL</b>	
<b>Code</b>	VOS01S-PEUM3
<b>Shade Code</b>	VOS01S
<b>Shade Material</b>	Stainless Steel
<b>Shade Colour/Finish</b>	Steel, Polished
<b>Fitting Code</b>	LEDP05BKEU
<b>Fitting Material</b>	Steel
<b>Fitting Colour/Finish</b>	Black, Matte
<b>Service Offer</b>	Collection

<b>BRASS</b>	
<b>Code</b>	VOS01B-PEUM3
<b>Shade Code</b>	VOS01B
<b>Shade Material</b>	Stainless Steel
<b>Shade Colour/Finish</b>	Brass, Polished
<b>Fitting Code</b>	LEDP05BKEU
<b>Fitting Material</b>	Steel
<b>Fitting Colour/Finish</b>	Black, Matte
<b>Service Offer</b>	Collection

<b>COPPER</b>	
<b>Code</b>	VOS01C-PEUM3
<b>Shade Code</b>	VOS01C
<b>Shade Material</b>	Stainless Steel
<b>Shade Colour/Finish</b>	Copper, Polished
<b>Fitting Code</b>	LEDP05BKEU
<b>Fitting Material</b>	Steel
<b>Fitting Colour/Finish</b>	Black, Matte
<b>Service Offer</b>	Collection



# STONE PENDANT LED



OFF

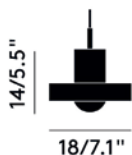


ON

Stone is inspired by the materiality of the same marble used to build the Taj Mahal. The hard, semi-precious stone bears a unique fingerprint - tactile, heavy and long-lasting. Stone lighting features a solid outer marble ring that appears to be floating around the light source to give out a soft halo effect.

<b>WHITE</b>	
<b>Code</b>	STP03WEU
<b>Shade Material</b>	Marble, Steel
<b>Shade Colour/Finish</b>	White, Gold, Polished
<b>Fitting Material</b>	Steel
<b>Fitting Colour/Finish</b>	Gold, Polished
<b>Service Offer</b>	Collection

<b>Year of Design</b>	2020
<b>Product Weight</b>	1.98kg
<b>Finishing Process</b>	Polished, Plated
<b>Surface Mount Shape/Diameter</b>	Dome, 11.5cm
<b>Power Method</b>	Mains
<b>Cable Spec</b>	H03VV-F 2 x 0,75 mm <sup>2</sup>
<b>Cable Type/Length</b>	Black Fabric, 250cm
<b>Light Source</b>	6W LED
<b>Max Wattage</b>	9W
<b>Lumens</b>	360
<b>CRI</b>	>90
<b>Colour Temperature</b>	3000K
<b>Dimmability</b>	Mains Dimmable, Leading & Trailing Edge
<b>Voltage</b>	220-240V
<b>Environment</b>	Indoor
<b>Spares</b>	LEDRING01Y, LEDDRIVER01EU
<b>Certification/Electrical Class</b>	Certified for NZ/AUS





# PRESS PENDANT SPHERE LED



OFF



ON

Press is made of fat, chunky coils of pure and clear glass, pressed in iron moulds under tons of pressure to create heavyweight grooved glass artefacts. Bold in silhouette and simple in function, the ribbed glass of Press lights refracts and diffuses the interior light source from the integrated LED and projects linear and stripy patterns across its surroundings.

<b>CLEAR</b>	
Code	PRP01CLEU
Shade Material	Glass
Shade Colour/Finish	Clear, Gloss
Fitting Material	Glass
Fitting Colour/Finish	Clear, Glass
Service Offer	Collection

Year of Design	2020
Product Weight	8.80kg
Finishing Process	Pressed
Surface Mount Shape/Diameter	Dome, 14.5cm
Power Method	Mains
Cable Spec	SPT-2, 2x18AWG, 300 V
Cable Type/Length	Clear, 250cm
Light Source	6W LED
Max Wattage	9W
Lumens	775
CRI	>90
Colour Temperature	3000K
Dimmability	Mains Dimmable, Leading & Trailing Edge
Voltage	220-240V
Environment	Indoor
Spares	LEDRING01T, LEDDRIVER01EU
Certification/Electrical Class	Certified for NZ/AUS



# PRESS PENDANT CONE LED



OFF



ON

Press is made of fat, chunky coils of pure and clear glass, pressed in iron moulds under tons of pressure to create heavyweight grooved glass artefacts. Bold in silhouette and simple in function, the ribbed glass of Press lights refracts and diffuses the interior light source from the integrated LED and projects linear and stripy patterns across its surroundings.

**CLEAR**

<b>Code</b>	PRP02CLEU
<b>Shade Material</b>	Glass
<b>Shade Colour/Finish</b>	Clear, Gloss
<b>Fitting Material</b>	Glass
<b>Fitting Colour/Finish</b>	Clear, Glass
<b>Service Offer</b>	Collection

<b>Year of Design</b>	2020
<b>Product Weight</b>	7.80kg
<b>Finishing Process</b>	Pressed
<b>Surface Mount Shape/Diameter</b>	Dome, 14.5cm
<b>Power Method</b>	Mains
<b>Cable Spec</b>	SPT-2, 2x18AWG, 300 V
<b>Cable Type/Length</b>	Clear, 250cm
<b>Light Source</b>	6W LED
<b>Max Wattage</b>	9W
<b>Lumens</b>	775
<b>CRI</b>	>90
<b>Colour Temperature</b>	3000K
<b>Dimmability</b>	Mains Dimmable, Leading & Trailing Edge
<b>Voltage</b>	220-240V
<b>Environment</b>	Indoor
<b>Spares</b>	LEDRING01T, LEDDRIVER01EU
<b>Certification/Electrical Class</b>	Certified for NZ/AUS



# PLANE CHANDELIER



OFF



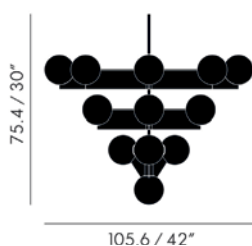
ON

Characterised by its simplicity and bold geometry, Plane is an exercise in expressive minimalism. A family of basic graphic silhouettes made from interlocking square brass-plated steel frames that enclose a double-layered white glass sphere creating a mysterious optical illusion. Plane emits a soft ambient light and can be used in multiple configurations either on the wall or on the ceiling.

## GOLD

<b>Code</b>	SLL03ABEU
<b>Shade Material</b>	Glass
<b>Shade Colour/Finish</b>	Opalescent, Matte
<b>Fitting Material</b>	Steel
<b>Fitting Colour/Finish</b>	Gold, Polished
<b>Service Offer</b>	Collection

<b>Year of Design</b>	2014
<b>Product Weight</b>	6.50kg
<b>Finishing Process</b>	Sandblasted Glass, Plated
<b>Surface Mount Shape/Diameter</b>	Cone, 12.5cm
<b>Power Method</b>	Mains
<b>Cable Spec</b>	H03VV-F 2 x 0,75 mm <sup>2</sup>
<b>Cable Type/Length</b>	Black Fabric, 250cm
<b>Light Source</b>	18 x G9, Light Source Not Included
<b>Dimmability</b>	Mains Dimmable
<b>Voltage</b>	220-240V
<b>Environment</b>	Indoor
<b>Spares</b>	SLGP01
<b>Certification</b>	



# PLANE SHORT CHANDELIER



OFF



ON

Characterised by its simplicity and bold geometry, Plane is an exercise in expressive minimalism. A family of basic graphic silhouettes made from interlocking square brass-plated steel frames that enclose a double-layered white glass sphere creating a mysterious optical illusion. Plane emits a soft ambient light and can be used in multiple configurations either on the wall or on the ceiling.

**GOLD**

<b>Code</b>	SLL04BEU
<b>Shade Material</b>	Glass
<b>Shade Colour/Finish</b>	Opalescent, Matte
<b>Fitting Material</b>	Steel
<b>Fitting Colour/Finish</b>	Gold, Polished
<b>Service Offer</b>	Collection

<b>Year of Design</b>	2016
<b>Product Weight</b>	3.32kg
<b>Finishing Process</b>	Sandblasted Glass, Plated
<b>Surface Mount Shape/Diameter</b>	Cone, 12.5cm
<b>Power Method</b>	Mains
<b>Cable Spec</b>	H03VV-F 2 x 0,75 mm <sup>2</sup>
<b>Cable Type/Length</b>	Black Fabric, 250cm
<b>Light Source</b>	4 x G9
<b>Dimmability</b>	Mains Dimmable
<b>Voltage</b>	220-240V
<b>Environment</b>	Indoor
<b>Spares</b>	SLGP01
<b>Certification/Electrical Class</b>	









**SURFACE & WALL**

# MELT SURFACE MINI LED



OFF



ON

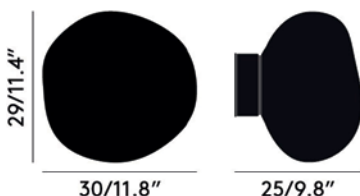
Melt is evocative of molten glass, the interior of a melting glacier or images of deep space. An imperfect, organic and naturalistic light that produces a mesmerizing hot-blown glass effect. Melt is created through a process of blow moulding and vacuum metallisation to achieve melted orbs with abundant and unusual luminosity that reflects and enhances its environment.

<b>Year of Design</b>	2018
<b>Product Weight</b>	0.82kg
<b>Finishing Process</b>	Semi-Metallised, Plated
<b>Surface Mount Shape/Diameter</b>	Cylinder, 12.1cm
<b>Power Method</b>	Mains
<b>Light Source</b>	6W LED
<b>Max Wattage</b>	9W
<b>Lumens</b>	800
<b>CRI</b>	>90
<b>Colour Temperature</b>	3000K
<b>Dimmability</b>	Mains Dimmable, Leading & Trailing Edge
<b>Voltage</b>	220-240V
<b>Environment</b>	Indoor
<b>Spares</b>	LEDRING01Y, LEDDRIVER01EU
<b>Certification/Electrical Class</b>	Certified for NZ/AUS



<b>SILVER</b>	
<b>Code</b>	MESS04CH-WEUM2
<b>Shade Code</b>	MES04CH
<b>Shade Material</b>	Polycarbonate
<b>Shade Colour/Finish</b>	Silver, Mirrored
<b>Fitting Code</b>	LEDS04CHEU
<b>Fitting Material</b>	Steel
<b>Fitting Colour/Finish</b>	Silver, Polished
<b>Service Offer</b>	Quick Ship

<b>GOLD</b>	
<b>Code</b>	MESS04GO-WEUM2
<b>Shade Code</b>	MES04GO
<b>Shade Material</b>	Polycarbonate
<b>Shade Colour/Finish</b>	Gold, Mirrored
<b>Fitting Code</b>	LEDS04GOEU
<b>Fitting Material</b>	Steel
<b>Fitting Colour/Finish</b>	Gold, Polished
<b>Service Offer</b>	Quick Ship





# MELT SURFACE MINI LED

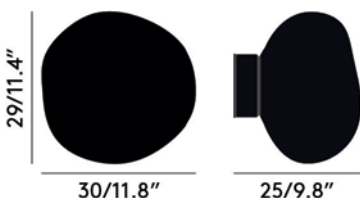


Melt is evocative of molten glass, the interior of a melting glacier or images of deep space. An imperfect, organic and naturalistic light that produces a mesmerizing hot-blown glass effect. Melt is created through a process of blow moulding and vacuum metallisation to achieve melted orbs with abundant and unusual luminosity that reflects and enhances its environment.


COPPER	
Code	MESS04CO-WEUM2
Shade Code	MES04CO
Shade Material	Polycarbonate
Shade Colour/Finish	Copper, Mirrored
Fitting Code	LEDS04COEU
Fitting Material	Steel
Fitting Colour/Finish	Copper, Polished
Service Offer	Quick Ship

Year of Design	2018
Product Weight	0.82kg
Finishing Process	Semi-Metallised, Plated
Surface Mount Shape/Diameter	Cylinder, 12.1cm
Power Method	Mains
Light Source	6W LED
Max Wattage	9W
Lumens	800
CRI	>90
Colour Temperature	3000K
Dimmability	Mains Dimmable, Leading & Trailing Edge
Voltage	220-240V
Environment	Indoor
Spares	LEDRING01Y, LEDDRIVER01EU
Certification/Electrical Class	Certified for NZ/AUS

SMOKE	
Code	MESS04SM-WEUM2
Shade Code	MES04SM
Shade Material	Polycarbonate
Shade Colour/Finish	Smoke, Mirrored
Fitting Code	LEDS04CHEU
Fitting Material	Steel
Fitting Colour/Finish	Silver, Polished
Service Offer	Quick Ship



# MELT SURFACE LED



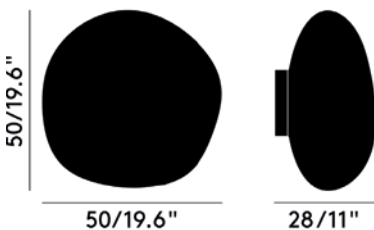
Melt is evocative of molten glass, the interior of a melting glacier or images of deep space. An imperfect, organic and naturalistic light that produces a mesmerizing hot-blown glass effect. Melt is created through a process of blow moulding and vacuum metallisation to achieve melted orbs with abundant and unusual luminosity that reflects and enhances its environment.

<b>Year of Design</b>	2016
<b>Product Weight</b>	1.78kg
<b>Finishing Process</b>	Semi-Metallised, Plated
<b>Surface Mount Shape/Diameter</b>	Cylinder, 19.7cm
<b>Power Method</b>	Mains
<b>Light Source</b>	6W LED
<b>Max Wattage</b>	9W
<b>Lumens</b>	800
<b>CRI</b>	>90
<b>Colour Temperature</b>	3000K
<b>Dimmability</b>	Mains Dimmable, Leading & Trailing Edge
<b>Voltage</b>	220-240V
<b>Environment</b>	Indoor
<b>Spares</b>	LEDRING01Y, LEDDRIVER01EU
<b>Certification/Electrical Class</b>	Certified for NZ/AUS



<b>SILVER</b>	
<b>Code</b>	MESS03CH-WEUM2
<b>Shade Code</b>	MES03CH
<b>Shade Material</b>	Polycarbonate
<b>Shade Colour/Finish</b>	Silver, Mirrored
<b>Fitting Code</b>	LEDS05CHEU
<b>Fitting Material</b>	Steel
<b>Fitting Colour/Finish</b>	Silver, Polished
<b>Service Offer</b>	Quick Ship

<b>GOLD</b>	
<b>Code</b>	MESS03GO-WEUM2
<b>Shade Code</b>	MES03GO
<b>Shade Material</b>	Polycarbonate
<b>Shade Colour/Finish</b>	Gold, Mirrored
<b>Fitting Code</b>	LEDS05GOEU
<b>Fitting Material</b>	Steel
<b>Fitting Colour/Finish</b>	Gold, Polished
<b>Service Offer</b>	Quick Ship



# MELT SURFACE LED



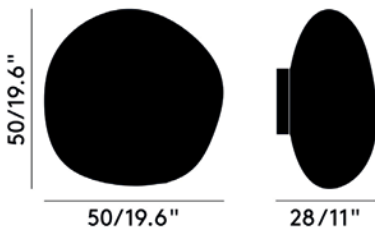
Melt is evocative of molten glass, the interior of a melting glacier or images of deep space. An imperfect, organic and naturalistic light that produces a mesmerizing hot-blown glass effect. Melt is created through a process of blow moulding and vacuum metallisation to achieve melted orbs with abundant and unusual luminosity that reflects and enhances its environment.

<b>Year of Design</b>	2016
<b>Product Weight</b>	1.78kg
<b>Finishing Process</b>	Semi-Metallised, Plated
<b>Surface Mount Shape/Diameter</b>	Cylinder, 19.7cm
<b>Power Method</b>	Mains
<b>Light Source</b>	6W LED
<b>Max Wattage</b>	9W
<b>Lumens</b>	800
<b>CRI</b>	>90
<b>Colour Temperature</b>	3000K
<b>Dimmability</b>	Mains Dimmable, Leading & Trailing Edge
<b>Voltage</b>	220-240V
<b>Environment</b>	Indoor
<b>Spares</b>	LEDRING01Y, LEDDRIVER01EU
<b>Certification/Electrical Class</b>	Certified for NZ/AUS

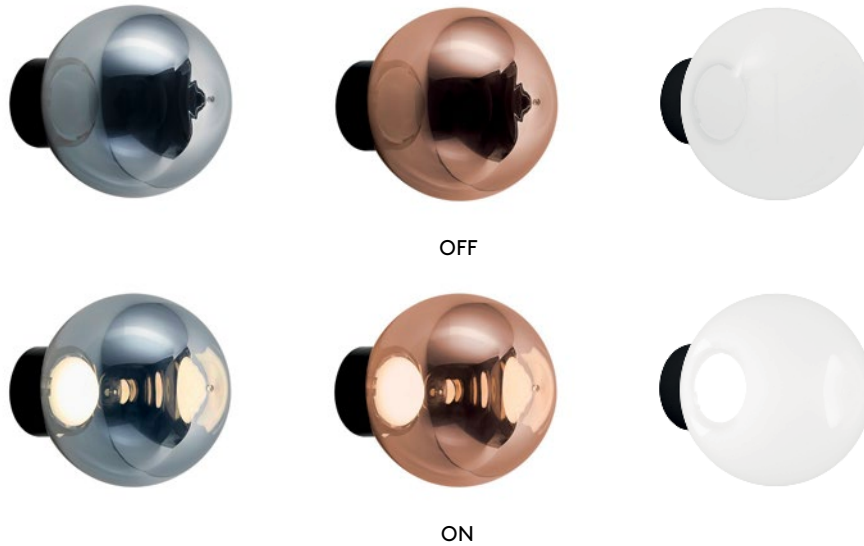


<b>COPPER</b>	
<b>Code</b>	MESS03CO-WEUM2
<b>Shade Code</b>	MES03CO
<b>Shade Material</b>	Polycarbonate
<b>Shade Colour/Finish</b>	Copper, Mirrored
<b>Fitting Code</b>	LEDS05COEU
<b>Fitting Material</b>	Steel
<b>Fitting Colour/Finish</b>	Copper, Polished
<b>Service Offer</b>	Quick Ship

<b>SMOKE</b>	
<b>Code</b>	MESS03SM-WEUM2
<b>Shade Code</b>	MES03SM
<b>Shade Material</b>	Polycarbonate
<b>Shade Colour/Finish</b>	Smoke, Mirrored
<b>Fitting Code</b>	LEDS05CHEU
<b>Fitting Material</b>	Steel
<b>Fitting Colour/Finish</b>	Silver, Polished
<b>Service Offer</b>	Quick Ship



# GLOBE SURFACE LED



In our perpetual quest for the purest forms, Globe stands out as the most minimal of the lot. The spherical orb shade, highly mirrored and perfectly reflective, reveals a multiplicity of internal reflections from the integral LED when switched on. The archetypical silhouette allows for use in any space.

<b>Year of Design</b>	2019
<b>Product Weight</b>	0.97kg
<b>Finishing Process</b>	Semi-Metallised, Powder Coated
<b>Surface Mount Shape/Diameter</b>	Cylinder, 12.1cm
<b>Power Method</b>	Mains
<b>Light Source</b>	6W LED
<b>Max Wattage</b>	9W
<b>Lumens</b>	800
<b>CRI</b>	>80
<b>Colour Temperature</b>	3000K
<b>Dimmability</b>	Mains Dimmable, Leading & Trailing Edge
<b>Voltage</b>	220-240V
<b>Environment</b>	Indoor
<b>Spares</b>	LEDRING01Y, LEDDRIVER01EU
<b>Certification/Electrical Class</b>	Certified for NZ/AUS



<b>SILVER</b>	
<b>Code</b>	GLS01CH-WEUM1
<b>Shade Code</b>	GLS01CH
<b>Shade Material</b>	Polycarbonate
<b>Shade Colour/Finish</b>	Silver, Mirrored
<b>Fitting Code</b>	LEDS01BKEU
<b>Fitting Material</b>	Steel
<b>Fitting Colour/Finish</b>	Black, Gloss
<b>Service Offer</b>	Quick Ship

<b>COPPER</b>	
<b>Code</b>	GLS01CO-WEUM1
<b>Shade Code</b>	GLS01CO
<b>Shade Material</b>	Polycarbonate
<b>Shade Colour/Finish</b>	Copper, Mirrored
<b>Fitting Code</b>	LEDS01BKEU
<b>Fitting Material</b>	Steel
<b>Fitting Colour/Finish</b>	Black, Gloss
<b>Service Offer</b>	Quick Ship

<b>OPAL</b>	
<b>Code</b>	OPS0101-WEUM1
<b>Shade Code</b>	OPS0101
<b>Shade Material</b>	Polycarbonate
<b>Shade Colour/Finish</b>	Opalescent, Tinted
<b>Fitting Code</b>	LEDS01BKEU
<b>Fitting Material</b>	Steel
<b>Fitting Colour/Finish</b>	Black, Gloss
<b>Service Offer</b>	Quick Ship



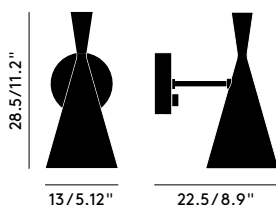
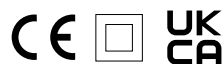
# BEAT WALL LED



Bearing the mark of its maker, Beat is a celebration of the handmade. Inspired by the sculptural simplicity of traditional Indian water vessels, Beat is a family of hand-spun, welded and beaten lights with shades that retain hammer marks from their forming. Crafted by artisan in Northern India, the creation of Beat is part of an ancient process that takes four days to complete.

<b>BLACK</b>	
<b>Code</b>	BLW01EU
<b>Shade Material</b>	Brass
<b>Shade Colour/Finish</b>	Black, Brass, Matte
<b>Fitting Material</b>	Steel
<b>Fitting Colour/Finish</b>	Black, Matte
<b>Service Offer</b>	Quick Ship

<b>Year of Design</b>	2013
<b>Product Weight</b>	1.50kg
<b>Finishing Process</b>	Hand Beaten, Painted, Lacquered
<b>Surface Mount Shape/Diameter</b>	Cylinder, 11.5cm
<b>Power Method</b>	Mains
<b>Light Source</b>	G9, Light Source Not Included
<b>Dimmability</b>	Inline Dimmable
<b>Voltage</b>	220-240V
<b>Environment</b>	Indoor
<b>Certification/Electrical Class</b>	



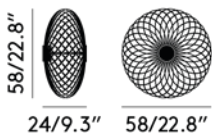
# SPRING SURFACE LED



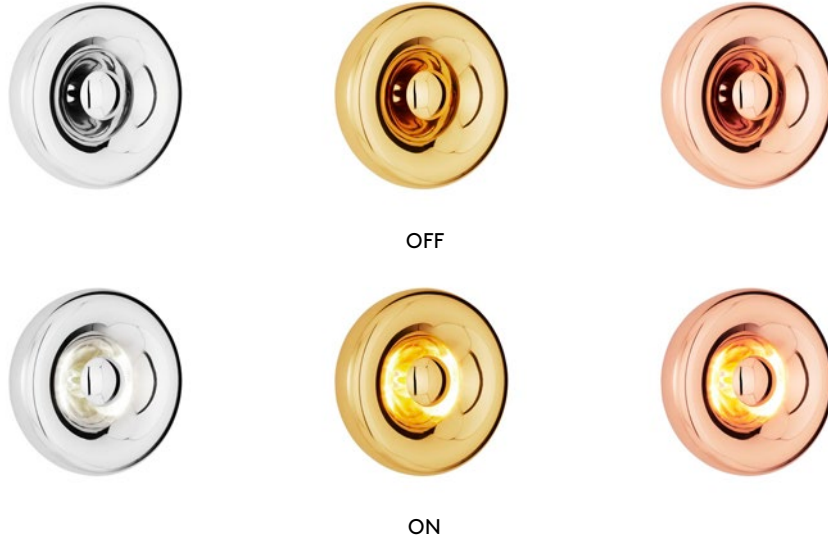
Spring features pliant ribbons of stainless steel, arranged like a whisk around a custom-made dimmable Tom Dixon LED module. Like a spring, the semi-transparent shape can be adjusted to a variety of silhouettes - from a flat spirograph, to a flying saucer, and on to a fuller pumpkin shape.

<b>GOLD</b>	
<b>Code</b>	SPS01BEU
<b>Shade Material</b>	Stainless Steel
<b>Shade Colour/Finish</b>	Brass, Brushed
<b>Fitting Material</b>	Aluminium
<b>Fitting Colour/Finish</b>	Brass, Matte
<b>Service Offer</b>	Collection

<b>Year of Design</b>	2019
<b>Product Weight</b>	1.30kg
<b>Finishing Process</b>	PVD, Anodised
<b>Surface Mount Shape/Diameter</b>	Cylinder, 10.6cm
<b>Power Method</b>	Mains
<b>Light Source</b>	6W LED
<b>Max Wattage</b>	9W
<b>Lumens</b>	800
<b>CRI</b>	>90
<b>Colour Temperature</b>	3000K
<b>Dimmability</b>	Mains Dimmable, Leading & Trailing Edge
<b>Voltage</b>	220-240V
<b>Environment</b>	Indoor
<b>Spares</b>	LEDRING01T, LEDDRIVER01EU
<b>Certification/Electrical Class</b>	Certified for NZ/AUS



# VOID SURFACE LED



Inspired by vacuum flasks, Void is made from pure metals pressed, spun and brazed into a complex double-walled shade. Void is the result of a challenge to create a luminous pendant that mysteriously conceals its light source. A small but powerful upgraded LED module deep inside the lamp creates a soft but directional light beam, while the exterior is polished to a highly reflective finish.

<b>Year of Design</b>	2020
<b>Product Weight</b>	2.37kg
<b>Finishing Process</b>	Spun, Lacquered, Plated, Powder Coated
<b>Surface Mount Shape/Diameter</b>	Cylinder, 13.2cm
<b>Power Method</b>	Mains
<b>Light Source</b>	6W LED
<b>Max Wattage</b>	9W
<b>Lumens</b>	800
<b>CRI</b>	>90
<b>Colour Temperature</b>	3000K
<b>Dimmability</b>	Mains Dimmable, Leading & Trailing Edge
<b>Voltage</b>	220-240V
<b>Environment</b>	Indoor
<b>Spares</b>	LEDRING01Y, LEDDRIVER01EU
<b>Certification/Electrical Class</b>	Certified for NZ/AUS



<b>STAINLESS STEEL</b>	
<b>Code</b>	VOS01S-SMEU2
<b>Shade Code</b>	VOS01S
<b>Shade Material</b>	Stainless Steel
<b>Shade Colour/Finish</b>	Steel, Polished
<b>Fitting Code</b>	LEDS03SEU
<b>Fitting Material</b>	Steel
<b>Fitting Colour/Finish</b>	Silver, Gloss
<b>Service Offer</b>	Collection

<b>BRASS</b>	
<b>Code</b>	VOS01B-SMEU2
<b>Shade Code</b>	VOS01B
<b>Shade Material</b>	Stainless Steel
<b>Shade Colour/Finish</b>	Brass, Polished
<b>Fitting Code</b>	LEDS03BEU
<b>Fitting Material</b>	Steel
<b>Fitting Colour/Finish</b>	Brass, Gloss
<b>Service Offer</b>	Collection

<b>COPPER</b>	
<b>Code</b>	VOS01C-SMEU2
<b>Shade Code</b>	VOS01C
<b>Shade Material</b>	Stainless Steel
<b>Shade Colour/Finish</b>	Copper, Polished
<b>Fitting Code</b>	LEDS03CEU
<b>Fitting Material</b>	Steel
<b>Fitting Colour/Finish</b>	Copper, Gloss
<b>Service Offer</b>	Collection



# SPOT WALL ROUND LED



Framed in a stainless-steel surround, Spot is a massively thick glass lens designed to refract the light of integrated LEDs. The lens is made of high-quality clear cast glass, which focuses the light. Spot is rendered in high-shine, glossy black or gold with physical vapor deposition to prevent oxidation in humid or wet surroundings, making this light extremely versatile.

BLACK	
<b>Code</b>	SPOW03BEU
<b>Shade Material</b>	Glass
<b>Shade Colour/Finish</b>	Clear, Gloss
<b>Fitting Material</b>	Steel
<b>Fitting Colour/Finish</b>	Black, Polished
<b>Service Offer</b>	Collection

GOLD	
<b>Code</b>	SPOW03GEU
<b>Shade Material</b>	Glass
<b>Shade Colour/Finish</b>	Clear, Gloss
<b>Fitting Material</b>	Steel
<b>Fitting Colour/Finish</b>	Gold, Polished
<b>Service Offer</b>	Collection

<b>Year of Design</b>	2016
<b>Product Weight</b>	0.70kg
<b>Finishing Process</b>	PVD
<b>Surface Mount Shape/Diameter</b>	Cylinder, 11cm
<b>Power Method</b>	Mains
<b>Light Source</b>	2.9W LED
<b>Max Wattage</b>	2.9W
<b>Lumens</b>	100
<b>CRI</b>	>80
<b>Colour Temperature</b>	3000K
<b>Dimmability</b>	Non-Dimmable
<b>Voltage</b>	220-240V
<b>Environment</b>	Indoor
<b>Certification/Electrical Class</b>	





# SPOT WALL OBROUND LED



Framed in a stainless-steel surround, Spot is a massively thick glass lens designed to refract the light of integrated LEDs. The lens is made of high-quality clear cast glass, which focuses the light. Spot is rendered in high-shine, glossy black or gold with physical vapor deposition to prevent oxidation in humid or wet surroundings, making this light extremely versatile.

BLACK	
Code	SPOW04BEU
Shade Material	Glass
Shade Colour/Finish	Clear, Gloss
Fitting Material	Steel
Fitting Colour/Finish	Black, Polished
Service Offer	Collection

Year of Design	2016
Product Weight	0.95kg
Finishing Process	PVD
Surface Mount Shape/Diameter	Cylinder, 181cm
Power Method	Mains
Light Source	3.5W LED
Max Wattage	3.5W
Lumens	220
CRI	>80
Colour Temperature	3000K
Dimmability	Non-Dimmable
Voltage	220-240V
Environment	Indoor
Certification/Electrical Class	

GOLD	
Code	SPOW04GEU
Shade Material	Glass
Shade Colour/Finish	Clear, Gloss
Fitting Material	Steel
Fitting Colour/Finish	Gold, Polished
Service Offer	Collection



# STONE WALL LED



OFF



ON

Stone is inspired by the materiality of the same marble used to build the Taj Mahal. The hard, semi-precious stone bears a unique fingerprint - tactile, heavy and long-lasting. Stone lighting features a solid outer marble ring that appears to be floating around the light source to give out a soft halo effect.

<b>WHITE</b>	
<b>Code</b>	STW03EU
<b>Shade Material</b>	Marble, Glass, Steel
<b>Shade Colour/Finish</b>	White, Gold, Clear, Polished
<b>Fitting Material</b>	Marble
<b>Fitting Colour/Finish</b>	White, Matte
<b>Service Offer</b>	Collection

<b>Year of Design</b>	2020
<b>Product Weight</b>	1.93kg
<b>Finishing Process</b>	Polished, Plated
<b>Surface Mount Shape/Diameter</b>	Cylinder, 10cm
<b>Power Method</b>	Mains
<b>Light Source</b>	6W LED
<b>Max Wattage</b>	9W
<b>Lumens</b>	360
<b>CRI</b>	>90
<b>Colour Temperature</b>	3000K
<b>Dimmability</b>	Mains Dimmable, Leading & Trailing Edge
<b>Voltage</b>	220-240V
<b>Environment</b>	Indoor
<b>Spares</b>	LEDRING01Y, LEDDRIVER01EU
<b>Certification/Electrical Class</b>	Certified for NZ/AUS



# PRESS SURFACE LARGE LED



OFF

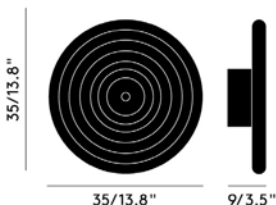


ON

Press is made of fat, chunky coils of pure and clear glass, pressed in iron moulds under tons of pressure to create heavyweight grooved glass artefacts. Bold in silhouette and simple in function, the ribbed glass of Press lights refracts and diffuses the interior light source from the integrated LED and projects linear and stripy patterns across its surroundings.

<b>CLEAR</b>	
<b>Code</b>	PRS02CLEU
<b>Shade Material</b>	Glass
<b>Shade Colour/Finish</b>	Clear, Gloss
<b>Fitting Material</b>	Steel
<b>Fitting Colour/Finish</b>	Silver, Glass
<b>Service Offer</b>	Collection

<b>Year of Design</b>	2020
<b>Product Weight</b>	5.10kg
<b>Finishing Process</b>	Pressed
<b>Surface Mount Shape/Diameter</b>	Cylinder, 12cm
<b>Power Method</b>	Mains
<b>Light Source</b>	6W LED
<b>Max Wattage</b>	9W
<b>Lumens</b>	460
<b>CRI</b>	>90
<b>Colour Temperature</b>	3000K
<b>Dimmability</b>	Mains Dimmable, Leading & Trailing Edge
<b>Voltage</b>	220-240V
<b>Environment</b>	Indoor, Outdoor, IP55
<b>Spares</b>	LEDRING01T, LEDDRIVER01EU
<b>Certification/Electrical Class</b>	Certified for NZ/AUS



# PLANE WALL



OFF

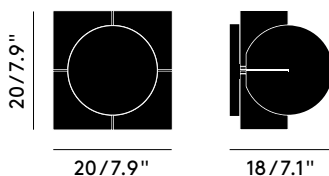


ON

Characterised by its simplicity and bold geometry, Plane is an exercise in expressive minimalism. A family of basic graphic silhouettes made from interlocking square brass-plated steel frames that enclose a double-layered white glass sphere creating a mysterious optical illusion. Plane emits a soft ambient light and can be used in multiple configurations either on the wall or on the ceiling.

<b>GOLD</b>	
<b>Code</b>	SLW02BEU
<b>Shade Material</b>	Glass
<b>Shade Colour/Finish</b>	Opalescent, Matte
<b>Fitting Material</b>	Steel
<b>Fitting Colour/Finish</b>	Gold, Polished
<b>Service Offer</b>	Collection

<b>Year of Design</b>	2017
<b>Product Weight</b>	1.80kg
<b>Finishing Process</b>	Sandblasted Glass, Plated
<b>Surface Mount Shape/Diameter</b>	Square, 20cm
<b>Power Method</b>	Mains
<b>Light Source</b>	G9, Light Source Not Included
<b>Dimmability</b>	Touch on/off
<b>Voltage</b>	220-240V
<b>Environment</b>	Indoor, IP44
<b>Spares</b>	SLGP01
<b>Certification/Electrical Class</b>	










**FLOOR & TABLE**

# MELT PORTABLE LED



Melt Portable LED expands the collection, offering the same mesmerizing hot-blown glass effect within a portable design. Melt is evocative of molten glass, the interior of a melting glacier or images of deep space. Melt Portable LED is available in a wide range of finishes and offers up to 10 hours of battery life.

<b>Year of Design</b>	2021
<b>Product Weight</b>	0.45kg
<b>Finishing Process</b>	Semi Metallised, Painted
<b>Power Method</b>	Rechargeable
<b>Battery Operating Time</b>	Approx 8-10 hours
<b>Battery Charging Time</b>	Approx 5 hours
<b>Cable Spec</b>	AWM 2464 22AWG VW-1 1A 80 °C 300V
<b>Cable Type/Length</b>	USB-A to Magnetic, 200 cm
<b>Light Source</b>	2.5W LED
<b>Max Wattage</b>	2.5W
<b>Lumens</b>	100
<b>CRI</b>	>90
<b>Colour Temperature</b>	3000K
<b>Dimmability</b>	Touch Dimmable
<b>Voltage</b>	5V
<b>Environment</b>	Indoor, IP44
<b>Spares</b>	LEDPB01, POBAT01, POMC01
<b>Certification/Electrical Class</b>	T20, Certified for NZ/AUS



<b>BLACK</b>	
<b>Code</b>	MEPO01BKUN
<b>Shade Material</b>	Polyethylene Terephthalate (PET)
<b>Shade Colour/Finish</b>	Silver, Mirrored
<b>Base Material</b>	Acrylonitrile Butadiene Styrene (ABS)
<b>Base Colour/Finish</b>	Black, Gloss
<b>Service Offer</b>	New

<b>SILVER</b>	
<b>Code</b>	MEPO01SSUN
<b>Shade Material</b>	Polyethylene Terephthalate (PET)
<b>Shade Colour/Finish</b>	Silver, Mirrored
<b>Base Material</b>	Acrylonitrile Butadiene Styrene (ABS)
<b>Base Colour/Finish</b>	Silver, Polished
<b>Service Offer</b>	New





# MELT PORTABLE LED



Melt Portable LED expands the collection, offering the same mesmerizing hot-blown glass effect within a portable design. Melt is evocative of molten glass, the interior of a melting glacier or images of deep space. Melt Portable LED is available in a wide range of finishes and offers up to 10 hours of battery life.

<b>Year of Design</b>	2021
<b>Product Weight</b>	0.45kg
<b>Finishing Process</b>	Semi-Metallised, Plated
<b>Power Method</b>	Rechargeable
<b>Battery Operating Time</b>	Approx 8-10 hours
<b>Battery Charging Time</b>	Approx 5 hours
<b>Cable Spec</b>	AWM 2464 22AWG VW-1 1A 80 °C 300V
<b>Cable Type/Length</b>	USB-A to Magnetic, 200 cm
<b>Light Source</b>	2.5W LED
<b>Max Wattage</b>	2.5W
<b>Lumens</b>	100
<b>CRI</b>	>90
<b>Colour Temperature</b>	3000K
<b>Dimmability</b>	Touch Dimmable
<b>Voltage</b>	5V
<b>Environment</b>	Indoor, IP44
<b>Spares</b>	LEDPB01, POBAT01, POMC01
<b>Certification/Electrical Class</b>	T20, Certified for NZ/AUS



<b>GOLD</b>	
<b>Code</b>	MEPO01GOUN
<b>Shade Material</b>	Polyethylene Terephthalate (PET)
<b>Shade Colour/Finish</b>	Gold, Mirrored
<b>Base Material</b>	Acrylonitrile Butadiene Styrene (ABS)
<b>Base Colour/Finish</b>	Gold, Polished
<b>Service Offer</b>	New

<b>COPPER</b>	
<b>Code</b>	MEPO01COUN
<b>Shade Material</b>	Polyethylene Terephthalate (PET)
<b>Shade Colour/Finish</b>	Copper, Mirrored
<b>Base Material</b>	Acrylonitrile Butadiene Styrene (ABS)
<b>Base Colour/Finish</b>	Copper, Polished
<b>Service Offer</b>	New



# MELT CONE FAT TABLE LED



Melt is evocative of molten glass, the interior of a melting glacier or images of deep space. An imperfect, organic and naturalistic light that produces a mesmerizing hot-blown glass effect. Melt is created through a process of blow moulding and vacuum metallisation to achieve melted orbs with abundant and unusual luminosity. Here the orb sits on a cone shaped base creating a striking silhouette.

<b>Year of Design</b>	2021
<b>Product Weight</b>	1.70kg
<b>Finishing Process</b>	Semi-Metallised, Powder Coated
<b>Power Method</b>	Mains
<b>Cable Spec</b>	SPT-2, 2x18AWG, 300 V
<b>Cable Type/Length</b>	Black Fabric, 250cm
<b>Light Source</b>	6W LED
<b>Max Wattage</b>	9W
<b>Lumens</b>	800
<b>CRI</b>	>90
<b>Colour Temperature</b>	3000K
<b>Dimmability</b>	Inline Dimmable
<b>Voltage</b>	100-240V
<b>Environment</b>	Indoor
<b>Spares</b>	LEDRING02A, LEDTC01UN
<b>Certification/Electrical Class</b>	T20, Certified for NZ/AUS

<b>SILVER</b>	
<b>Code</b>	MES02CH-TUN01M1
<b>Shade Code</b>	MES02CH
<b>Shade Material</b>	Polycarbonate
<b>Shade Colour/Finish</b>	Silver, Mirrored
<b>Base Code</b>	CONT01-TUN01M1 (1 X CONT01BKUN; 1 X LEDTC01UN)
<b>Base Material</b>	Steel
<b>Base Colour/Finish</b>	Black, Gloss
<b>Service Offer</b>	New

<b>GOLD</b>	
<b>Code</b>	MES02GO-TUN01M1
<b>Shade Code</b>	MES02GO
<b>Shade Material</b>	Polycarbonate
<b>Shade Colour/Finish</b>	Gold, Mirrored
<b>Base Code</b>	CONT01-TUN01M1 (1 X CONT01BKUN; 1 X LEDTC01UN)
<b>Base Material</b>	Steel
<b>Base Colour/Finish</b>	Black, Gloss
<b>Service Offer</b>	New



# MELT CONE FAT TABLE LED



OFF

ON

Melt is evocative of molten glass, the interior of a melting glacier or images of deep space. An imperfect, organic and naturalistic light that produces a mesmerizing hot-blown glass effect. Melt is created through a process of blow moulding and vacuum metallisation to achieve melted orbs with abundant and unusual luminosity. Here the orb sits on a cone shaped base creating a striking silhouette.

<b>Year of Design</b>	2021
<b>Product Weight</b>	1.70kg
<b>Finishing Process</b>	Semi-Metallised, Powder Coated
<b>Power Method</b>	Mains
<b>Cable Spec</b>	SPT-2, 2x18AWG, 300 V
<b>Cable Type/Length</b>	Black Fabric, 250cm
<b>Light Source</b>	6W LED
<b>Max Wattage</b>	9W
<b>Lumens</b>	800
<b>CRI</b>	> 90
<b>Colour Temperature</b>	3000K
<b>Dimmability</b>	Inline Dimmable
<b>Voltage</b>	100-240V
<b>Environment</b>	Indoor
<b>Spares</b>	LEDRING02A, LEDTC01UN
<b>Certification</b>	T20, Certified for NZ/AUS

## COPPER

<b>Code</b>	MES02CO-TUN01M1
<b>Shade Code</b>	MES02CO
<b>Shade Material</b>	Polycarbonate
<b>Shade Colour/Finish</b>	Copper, Mirrored
<b>Base Code</b>	CONT01-TUN01M1 (1 X CONT01BKUN; 1 X LEDTC01UN)
<b>Base Material</b>	Steel
<b>Base Colour/Finish</b>	Black, Gloss
<b>Service Offer</b>	New

## SMOKE

<b>Code</b>	MES02SM-TUN01M1
<b>Shade Code</b>	MES02SM
<b>Shade Material</b>	Polycarbonate
<b>Shade Colour/Finish</b>	Silver, Mirrored
<b>Base Code</b>	CONT01-TUN01M1 (1 X CONT01BKUN; 1 X LEDTC01UN)
<b>Base Material</b>	Steel
<b>Base Colour/Finish</b>	Black, Gloss
<b>Service Offer</b>	New



# MELT TABLE



OFF



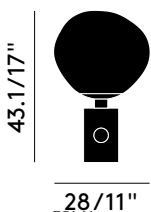
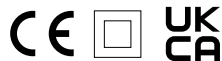
ON

Melt is evocative of molten glass, the interior of a melting glacier or images of deep space. An imperfect, organic and naturalistic light that produces a mesmerizing hot-blown glass effect. Melt is created through a process of blow moulding and vacuum metallisation to achieve melted orbs with abundant and unusual luminosity. Here the orb sits on a tube-shaped base.

**COPPER**

<b>Code</b>	MET01COEU
<b>Shade Code</b>	MES02CO
<b>Shade Material</b>	Polycarbonate
<b>Shade Colour/Finish</b>	Copper, Mirrored
<b>Base Material</b>	Steel
<b>Base Colour/Finish</b>	Copper, Polished
<b>Service Offer</b>	Quick Ship

<b>Year of Design</b>	2015
<b>Product Weight</b>	2.86kg
<b>Finishing Process</b>	Semi-Metallised, Plated
<b>Power Method</b>	Mains
<b>Cable Spec</b>	SPT-2, 2x18AWG, 300 V
<b>Cable Type/Length</b>	Black Fabric, 250cm
<b>Light Source</b>	E14, Light Source Not Included
<b>Dimmability</b>	Inline Dimmable
<b>Voltage</b>	220-240V
<b>Environment</b>	Indoor
<b>Certification/Electrical Class</b>	



# MELT CONE SLIM FLOOR LED

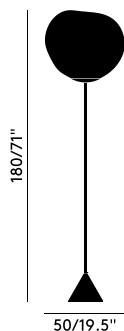


Melt is evocative of molten glass, the interior of a melting glacier or images of deep space. An imperfect, organic and naturalistic light that produces a mesmerizing hot-blown glass effect. Melt is created through a process of blow moulding and vacuum metallisation to achieve melted orbs with abundant and unusual luminosity. Here the orb elegantly rests on a slim base.

SILVER	
Code	MES01CH-FEU02M2
Shade Code	MES01CH
Shade Material	Polycarbonate
Shade Colour/Finish	Silver, Mirrored
Base Code	CONF02BKEU
Base Material	Carbon Fibre, Steel
Base Colour/Finish	Black, Gloss
Service Offer	Collection

GOLD	
Code	MES01GO-FEU02M2
Shade Code	MES01G
Shade Material	Polycarbonate
Shade Colour/Finish	Gold, Mirrored
Base Code	CONF02BKEU
Base Material	Carbon Fibre, Steel
Base Colour/Finish	Black, Gloss
Service Offer	Collection

Year of Design	2019
Product Weight	5.20kg
Finishing Process	Semi-Metallised, Powder Coated
Power Method	Mains
Cable Spec	H03VVH2-F 2 x 0,75 mm <sup>2</sup>
Cable Type/Length	Black Fabric, 250cm
Light Source	6W LED
Max Wattage	9W
Lumens	800
CRI	>90
Colour Temperature	3000K
Dimmability	Non-Dimmable
Voltage	220-240V
Environment	Indoor
Spares	LEDRING01Y, LEDDRIVER01EU
Certification/Electrical Class	Certified for NZ/AUS



# MELT CONE SLIM FLOOR LED

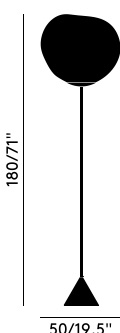


Melt is evocative of molten glass, the interior of a melting glacier or images of deep space. An imperfect, organic and naturalistic light that produces a mesmerizing hot-blown glass effect. Melt is created through a process of blow moulding and vacuum metallisation to achieve melted orbs with abundant and unusual luminosity. Here the orb elegantly rests on a slim base.

COPPER	
Code	MES01CO-FEU02M2
Shade Code	MES01CO
Shade Material	Polycarbonate
Shade Colour/Finish	Copper, Mirrored
Base Code	CONF02BKEU
Base Material	Carbon Fibre, Steel
Base Colour/Finish	Black, Gloss
Service Offer	Collection

SMOKE	
Code	MES01SM-FEU02M2
Shade Code	MES01SM
Shade Material	Polycarbonate
Shade Colour/Finish	Smoke, Mirrored
Base Code	CONF02BKEU
Base Material	Carbon Fibre, Steel
Base Colour/Finish	Black, Gloss
Service Offer	Collection

Year of Design	2019
Product Weight	5.20kg
Finishing Process	Semi-Metallised, Powder Coated
Power Method	Mains
Cable Spec	H03VVH2-F 2 x 0,75 mm2
Cable Type/Length	Black Fabric, 250cm
Light Source	6W LED
Max Wattage	9W
Lumens	800
CRI	>90
Colour Temperature	3000K
Dimmability	Non-Dimmable
Voltage	220-240V
Environment	Indoor
Spares	LEDRING01Y, LEDDRIVER01EU
Certification/Electrical Class	Certified for NZ/AUS



# MELT CONE FAT FLOOR LED

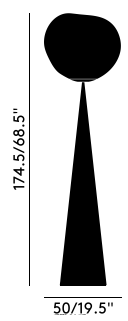


Melt is evocative of molten glass, the interior of a melting glacier or images of deep space. An imperfect, organic and naturalistic light that produces a mesmerizing hot-blown glass effect. Melt is created through a process of blow moulding and vacuum metallisation to achieve melted orbs with abundant and unusual luminosity. Here the orb sits on a cone-shaped base creating a striking silhouette.

<b>Year of Design</b>	2021
<b>Product Weight</b>	12.00kg
<b>Finishing Process</b>	Semi-Metallised, Powder Coated
<b>Power Method</b>	Mains
<b>Cable Spec</b>	SPT-2, 2x18AWG, 300 V
<b>Cable Type/Length</b>	Black Fabric, 250cm
<b>Light Source</b>	6W LED
<b>Max Wattage</b>	9W
<b>Lumens</b>	800
<b>CRI</b>	>90
<b>Colour Temperature</b>	3000K
<b>Dimmability</b>	Inline Dimmable
<b>Voltage</b>	100-240V
<b>Environment</b>	Indoor
<b>Spares</b>	LEDRING02A, LEDFC01UN
<b>Certification/Electrical Class</b>	T20, Certified for NZ/AUS

<b>SILVER</b>	
<b>Code</b>	MES01CH-FUN03M1
<b>Shade Code</b>	MES01CH
<b>Shade Material</b>	Polycarbonate
<b>Shade Colour/Finish</b>	Silver, Mirrored
<b>Base Code</b>	CONF03-FUN01M1 (1 X CONF03BKUN; 1 X LEDFC01UN)
<b>Base Material</b>	Steel
<b>Base Colour/Finish</b>	Black, Gloss
<b>Service Offer</b>	New

<b>GOLD</b>	
<b>Code</b>	MES01GO-FUN03M1
<b>Shade Code</b>	MES01G
<b>Shade Material</b>	Polycarbonate
<b>Shade Colour/Finish</b>	Gold, Mirrored
<b>Base Code</b>	CONF03-FUN01M1 (1 X CONF03BKUN; 1 X LEDFC01UN)
<b>Base Material</b>	Steel
<b>Base Colour/Finish</b>	Black, Gloss
<b>Service Offer</b>	New



# MELT CONE FAT FLOOR LED



Melt is evocative of molten glass, the interior of a melting glacier or images of deep space. An imperfect, organic and naturalistic light that produces a mesmerizing hot-blown glass effect. Melt is created through a process of blow moulding and vacuum metallisation to achieve melted orbs with abundant and unusual luminosity. Here the orb sits on a cone-shaped base creating a striking silhouette.

<b>Year of Design</b>	2021
<b>Product Weight</b>	12.00kg
<b>Finishing Process</b>	Semi-Metallised, Powder Coated
<b>Power Method</b>	Mains
<b>Cable Spec</b>	SPT-2, 2x18AWG, 300 V
<b>Cable Type/Length</b>	Black Fabric, 250cm
<b>Light Source</b>	6W LED
<b>Max Wattage</b>	9W
<b>Lumens</b>	800
<b>CRI</b>	>90
<b>Colour Temperature</b>	3000K
<b>Dimmability</b>	Inline Dimmable
<b>Voltage</b>	100-240V
<b>Environment</b>	Indoor
<b>Spares</b>	LEDRING02A, LEDFC01UN
<b>Certification/Electrical Class</b>	T20, Certified for NZ/AUS

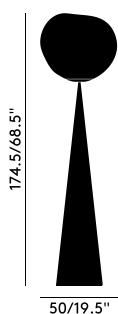


## COPPER

<b>Code</b>	MES01CO-FUN03M1
<b>Shade Code</b>	MES01CO
<b>Shade Material</b>	Polycarbonate
<b>Shade Colour/Finish</b>	Copper, Mirrored
<b>Base Code</b>	CONF03-FUN01M1 (1 X CONF03BKUN; 1 X LEDFC01UN)
<b>Base Material</b>	Steel
<b>Base Colour/Finish</b>	Black, Gloss
<b>Service Offer</b>	New

## SMOKE

<b>Code</b>	MES01SM-FUN03M1
<b>Shade Code</b>	MES01SM
<b>Shade Material</b>	Polycarbonate
<b>Shade Colour/Finish</b>	Smoke, Mirrored
<b>Base Code</b>	CONF03-FUN01M1 (1 X CONF03BKUN; 1 X LEDFC01UN)
<b>Base Material</b>	Steel
<b>Base Colour/Finish</b>	Black, Gloss
<b>Service Offer</b>	New





# MELT FLOOR



OFF



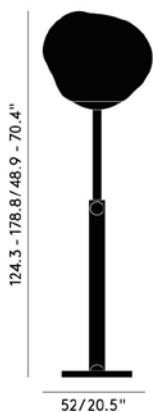
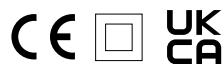
ON

Melt is evocative of molten glass, the interior of a melting glacier or images of deep space. An imperfect, organic and naturalistic light that produces a mesmerizing hot-blown glass effect. Melt is created through a process of blow moulding and vacuum metallisation to achieve melted orbs with abundant and unusual luminosity. Here the orb sits on a tube-shaped base.

**COPPER**

<b>Code</b>	MEF01COEU
<b>Shade Material</b>	Polycarbonate
<b>Shade Colour/Finish</b>	Copper, Mirrored
<b>Base Material</b>	Steel
<b>Base Colour/Finish</b>	Copper, Polished
<b>Service Offer</b>	Quick Ship

<b>Year of Design</b>	2015
<b>Product Weight</b>	10.71kg
<b>Finishing Process</b>	Semi-Metallised, Plated
<b>Power Method</b>	Mains
<b>Cable Spec</b>	H03VVH2-F 2 x 0,75 mm2
<b>Cable Type/Length</b>	Black Fabric, 250cm
<b>Light Source</b>	E27, Light Source Not Included
<b>Dimmability</b>	Inline Dimmable
<b>Voltage</b>	220-240V
<b>Environment</b>	Indoor
<b>Certification/Electrical Class</b>	



# MELT FLOOR CHANDELIER

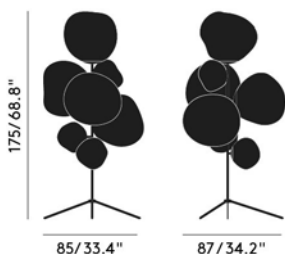
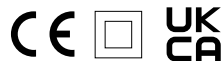


Melt is evocative of molten glass, the interior of a melting glacier or images of deep space. An imperfect, organic and naturalistic light that produces a mesmerizing hot-blown glass effect. Melt is created through a process of blow moulding and vacuum metallisation to achieve melted orbs with abundant and unusual luminosity. Melt Floor Chandelier features a mix of mini and regular Melt shades.

**GOLD**

<b>Code</b>	MESC01G-FEUM1
<b>Shade Code</b>	4 X MES01G; 3 X MES02G
<b>Shade Material</b>	Polycarbonate
<b>Shade Colour/Finish</b>	Gold, Mirrored
<b>Base Material</b>	Steel
<b>Base Colour/Finish</b>	Gold, Polished
<b>Service Offer</b>	Collection

<b>Year of Design</b>	2016
<b>Product Weight</b>	13.35kg
<b>Finishing Process</b>	Semi-Metallised, Plated
<b>Power Method</b>	Mains
<b>Cable Spec</b>	H03VVH2-F 2 x 0,75 mm2
<b>Cable Type/Length</b>	Black Fabric, 250cm
<b>Light Source</b>	4 x E27, 3 x E14, Light Source Not Included
<b>Dimmability</b>	Non-Dimmable
<b>Voltage</b>	220-240V
<b>Environment</b>	Indoor
<b>Certification/Electrical Class</b>	



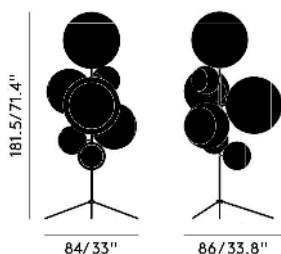
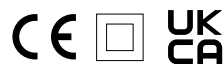
# MIRROR BALL FLOOR CHANDELIER



Mirror Ball is an ultra-visible, highly reflective object made of a lightweight transparent plastic sphere, coated with a thin layer of aluminium. Inspired by space travel, Mirror Ball is created through hi-tech processes of blow moulding and vacuum metallisation to achieve perfect spheres with an unusual luminosity. Mirror Ball Floor Chandelier features a mix of mini and regular shades.

<b>GOLD</b>	
<b>Code</b>	MBBSC01G-FEUM1
<b>Shade Code</b>	3 X MBB50G; 2 X MBB40G; 2 X MBB25G
<b>Shade Material</b>	Polycarbonate
<b>Shade Colour/Finish</b>	Gold, Mirrored
<b>Base Code</b>	SC01GEU
<b>Base Material</b>	Steel
<b>Base Colour/Finish</b>	Gold, Polished
<b>Service Offer</b>	Collection

<b>Year of Design</b>	2016
<b>Product Weight</b>	14.80kg
<b>Finishing Process</b>	Metallised, Plated
<b>Power Method</b>	Mains
<b>Cable Spec</b>	H03VVH2-F 2 x 0,75 mm2
<b>Cable Type/Length</b>	Black Fabric, 250cm
<b>Light Source</b>	4 x E2, 3 x E14, Light Source Not Included
<b>Dimmability</b>	Non-Dimmable
<b>Voltage</b>	220-240V
<b>Environment</b>	Indoor
<b>Certification</b>	

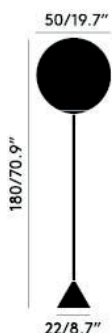


# GLOBE CONE SLIM FLOOR LED



In our perpetual quest for the purest forms, Globe stands out as the most minimal of the lot. A spherical orb shade, highly mirrored and perfectly reflective during the day, Globe reveals a multiplicity of internal reflections when switched on. The archetypical silhouette allows for use in any settings.

<b>Year of Design</b>	2019
<b>Product Weight</b>	7.00kg
<b>Finishing Process</b>	Semi-Metallised, Powder Coated
<b>Power Method</b>	Mains
<b>Cable Spec</b>	H03VVH2-F 2 x 0,75 mm <sup>2</sup>
<b>Cable Type/Length</b>	Black Fabric, 250cm
<b>Light Source</b>	6W LED
<b>Max Wattage</b>	9W
<b>Lumens</b>	800
<b>CRI</b>	90
<b>Colour Temperature</b>	3000K
<b>Dimmability</b>	Non-Dimmable
<b>Voltage</b>	220-240V
<b>Environment</b>	Indoor
<b>Spares</b>	LEDRING01Y, LEDDRIVER01EU
<b>Certification</b>	Certified for NZ/AUS



## SILVER

<b>Code</b>	GLS02CH-FEU02M2
<b>Shade Code</b>	GLS02CH
<b>Shade Material</b>	Polycarbonate
<b>Shade Colour/Finish</b>	Silver, Mirrored
<b>Base Code</b>	CONF02BKEU
<b>Base Material</b>	Carbon Fibre, Steel
<b>Base Colour/Finish</b>	Black, Gloss
<b>Service Offer</b>	Collection

## COPPER

<b>Code</b>	GLS02CO-FEU02M2
<b>Shade Code</b>	GLS02CO
<b>Shade Material</b>	Polycarbonate
<b>Shade Colour/Finish</b>	Copper, Mirrored
<b>Base Code</b>	CONF02BKEU
<b>Base Material</b>	Carbon Fibre, Steel
<b>Base Colour/Finish</b>	Black, Gloss
<b>Service Offer</b>	Collection

## OPAL

<b>Code</b>	OPS0102-FEU02M2
<b>Shade Code</b>	OPS0102
<b>Shade Material</b>	Polycarbonate
<b>Shade Colour/Finish</b>	Opalescent, Tinted
<b>Base Code</b>	CONF02BKEU
<b>Base Material</b>	Carbon Fibre, Steel
<b>Base Colour/Finish</b>	Black, Gloss
<b>Service Offer</b>	Collection

# BEAT TABLE



Bearing the mark of its maker, Beat is a celebration of the handmade. Inspired by the sculptural simplicity of traditional Indian water vessels, Beat is a family of hand-spun, welded and beaten lights with shades that retain hammer marks from their forming. Crafted by artisans in Northern India, the creation of Beat is part of an ancient process that takes four days to complete.

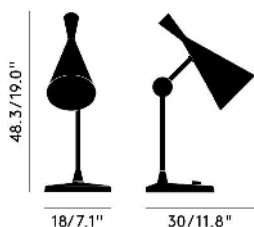
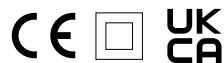
### BLACK

<b>Code</b>	BLT01EU
<b>Shade Material</b>	Brass
<b>Shade Colour/Finish</b>	Black, Matte
<b>Base Material</b>	Cast Iron
<b>Base Colour/Finish</b>	Black, Matte
<b>Service Offer</b>	Quick Ship

### BRASS

<b>Code</b>	BLT01BEU
<b>Shade Material</b>	Brass
<b>Shade Colour/Finish</b>	Brass, Brushed
<b>Base Material</b>	Cast Iron
<b>Base Colour/Finish</b>	Black, Matte
<b>Service Offer</b>	Quick Ship

<b>Year of Design</b>	2013
<b>Product Weight</b>	3.80kg
<b>Finishing Process</b>	Hand Beaten, Painted, Lacquered
<b>Power Method</b>	Mains
<b>Cable Spec</b>	H03VVH2-F 2 x 0,75 mm2
<b>Cable Type/Length</b>	Black Fabric, 200cm
<b>Light Source</b>	E14, Light Source Not Included
<b>Dimmability</b>	Inline Dimmable
<b>Voltage</b>	220-240V
<b>Environment</b>	Indoor
<b>Certification/Electrical Class</b>	



# BEAT FLOOR



Bearing the mark of its maker, Beat is a celebration of the handmade. Inspired by the sculptural simplicity of traditional Indian water vessels, Beat is a family of hand-spun, welded and beaten lights with shades that retain hammer marks from their forming. Crafted by artisans in Northern India, the creation of Beat is part of an ancient process that takes four days to complete.

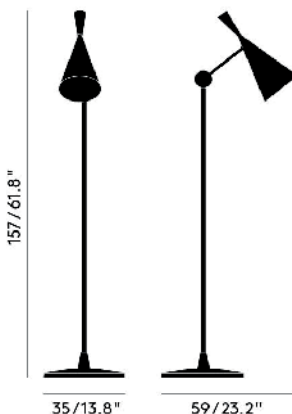
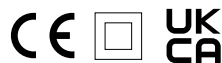
## BLACK

<b>Code</b>	BLF01EU
<b>Shade Material</b>	Brass
<b>Shade Colour/Finish</b>	Black, Matte
<b>Base Material</b>	Cast Iron
<b>Base Colour/Finish</b>	Black, Matte
<b>Service Offer</b>	Quick Ship

<b>Year of Design</b>	2013
<b>Product Weight</b>	12.30kg
<b>Finishing Process</b>	Hand Beaten, Painted, Lacquered
<b>Power Method</b>	Mains
<b>Cable Spec</b>	H03VVH2-F 2 x 0,75 mm2
<b>Cable Type/Length</b>	Black Fabric, 200cm
<b>Light Source</b>	E14, Light Source Not Included
<b>Dimmability</b>	Non-Dimmable
<b>Voltage</b>	220-240V
<b>Environment</b>	Indoor
<b>Certification/Electrical Class</b>	

## BRASS

<b>Code</b>	BLF01BEU
<b>Shade Material</b>	Brass
<b>Shade Colour/Finish</b>	Brass, Brushed
<b>Base Material</b>	Cast Iron
<b>Base Colour/Finish</b>	Black, Matte
<b>Service Offer</b>	Quick Ship



# BELL PORTABLE LED



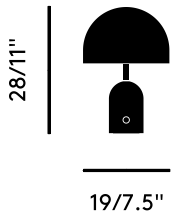
Taking its name from a classic dome shape, Bell is an exercise in reductionism. The hyper-polished surface allows Bell to take on the tone and characteristics of its surroundings while a concealed diffuser produces its soft lighting. Bell Portable LED offers up to 9 hours of battery life.

<b>Year of Design</b>	2021
<b>Product Weight</b>	1.40kg
<b>Finishing Process</b>	Gloss Painted
<b>Power Method</b>	Rechargeable
<b>Battery Operating Time</b>	Approx 7-9 hours
<b>Battery Charging Time</b>	Approx 5 hours
<b>Cable Spec</b>	AWM 2464 22AWG VW-1 1A 80 °C 300V
<b>Cable Type/Length</b>	USB-A to Magnetic, 200 cm
<b>Light Source</b>	3W LED
<b>Max Wattage</b>	3W
<b>Lumens</b>	160
<b>CRI</b>	>90
<b>Colour Temperature</b>	3000K
<b>Dimmability</b>	Touch Dimmable
<b>Voltage</b>	5V
<b>Environment</b>	Indoor, IP44
<b>Spares</b>	LEDPB02, POBAT01, POMC01
<b>Certification/Electrical Class</b>	T20, Certified for NZ/AUS



<b>BLACK</b>	
<b>Code</b>	BEPO01BLUN
<b>Shade Material</b>	Acrylonitrile Butadiene Styrene (ABS)
<b>Shade Colour/Finish</b>	Black, Gloss
<b>Base Material</b>	Acrylonitrile Butadiene Styrene (ABS)
<b>Base Colour/Finish</b>	Black, Gloss
<b>Service Offer</b>	New

<b>SILVER</b>	
<b>Code</b>	BEPO01SSUN
<b>Shade Material</b>	Acrylonitrile Butadiene Styrene (ABS)
<b>Shade Colour/Finish</b>	Silver, Mirrored
<b>Base Material</b>	Acrylonitrile Butadiene Styrene (ABS)
<b>Base Colour/Finish</b>	Silver, Polished
<b>Service Offer</b>	New



# BELL PORTABLE LED



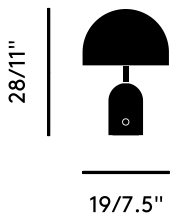
Taking its name from a classic dome shape, Bell is an exercise in reductionism. The hyper-polished surface allows Bell to take on the tone and characteristics of its surroundings while a concealed diffuser produces its soft lighting. Bell Portable LED offers up to 9 hours of battery life.

<b>Year of Design</b>	2021
<b>Product Weight</b>	1.40kg
<b>Finishing Process</b>	Plated
<b>Power Method</b>	Rechargeable
<b>Battery Operating Time</b>	Approx 7-9 hours
<b>Battery Charging Time</b>	Approx 5 hours
<b>Cable Spec</b>	AWM 2464 22AWG VW-1 1A 80 °C 300V
<b>Cable Type/Length</b>	USB-A to Magnetic, 200 cm
<b>Light Source</b>	3W LED
<b>Max Wattage</b>	3W
<b>Lumens</b>	160
<b>CRI</b>	>90
<b>Colour Temperature</b>	3000K
<b>Dimmability</b>	Touch Dimmable
<b>Voltage</b>	5V
<b>Environment</b>	Indoor, IP44
<b>Spares</b>	LEDPB02, POBAT01, POMC01
<b>Certification/Electrical Class</b>	T20, Certified for NZ/AUS



<b>GOLD</b>	
<b>Code</b>	BEPO01GOUN
<b>Shade Material</b>	Acrylonitrile Butadiene Styrene (ABS)
<b>Shade Colour/Finish</b>	Gold, Mirrored
<b>Base Material</b>	Acrylonitrile Butadiene Styrene (ABS)
<b>Base Colour/Finish</b>	Gold, Polished
<b>Service Offer</b>	New

<b>COPPER</b>	
<b>Code</b>	BEPO01COUN
<b>Shade Material</b>	Acrylonitrile Butadiene Styrene (ABS)
<b>Shade Colour/Finish</b>	Copper, Mirrored
<b>Base Material</b>	Acrylonitrile Butadiene Styrene (ABS)
<b>Base Colour/Finish</b>	Copper, Polished
<b>Service Offer</b>	New





# BELL TABLE LED




Taking its name from a classic dome shape, Bell is an exercise in reductionism. The hyper-polished surface allows Bell to take on the tone and characteristics of its surroundings while a concealed diffuser produces its soft lighting.

Year of Design	2012
Year of Re-Design	2022
Product Weight	2.80kg
Finishing Process	PVD
Power Method	Mains
Cable Spec	SPT-2, 2x18AWG, 300 V
Cable Type/Length	Black Fabric, 250cm
Light Source	2 x 6W LED
Max Wattage	15W
Lumens	800
CRI	>90
Colour Temperature	3000K
Dimmability	Inline Dimmable
Voltage	100-240V
Environment	Indoor
Spares	LEDRING02A, LEDTC01UN
Certification/Electrical Class	T20, Certified for NZ/AUS

<b>BLACK</b>	
Code	BET11BL-TUN01M1
Shade/Base Code	BET11BL
Shade Material	Steel
Shade Colour/Finish	Black, Gloss
Fitting Code	LEDTC01UN
Base Material	Steel
Base Colour/Finish	Black, Gloss
Service Offer	New

<b>SILVER</b>	
Code	BET11SS-TUN01M1
Shade/Base Code	BET11SS
Shade Material	Stainless Steel
Shade Colour/Finish	Silver, Polished
Fitting Code	LEDTC01UN
Base Material	Stainless Steel
Base Colour/Finish	Silver, Polished
Service Offer	New



# BELL TABLE LED



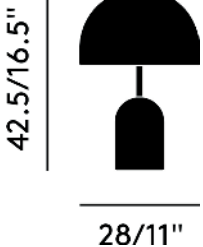
Taking its name from a classic dome shape, Bell is an exercise in reductionism. The hyper-polished surface allows Bell to take on the tone and characteristics of its surroundings while a concealed diffuser produces its soft lighting.

<b>Year of Design</b>	2012
<b>Year of Re-Design</b>	2022
<b>Product Weight</b>	2.80kg
<b>Finishing Process</b>	PVD
<b>Power Method</b>	Mains
<b>Cable Spec</b>	SPT-2, 2x18AWG, 300 V
<b>Cable Type/Length</b>	Black Fabric, 250cm
<b>Light Source</b>	2 x 6W LED
<b>Max Wattage</b>	15W
<b>Lumens</b>	800
<b>CRI</b>	>90
<b>Colour Temperature</b>	3000K
<b>Dimmability</b>	Inline Dimmable
<b>Voltage</b>	100-240V
<b>Environment</b>	Indoor
<b>Spares</b>	LEDRING02A, LEDTC01UN
<b>Certification/Electrical Class</b>	T20, Certified for NZ/AUS



<b>GOLD</b>	
<b>Code</b>	BET11GO-TUN01M1
<b>Shade/Base Code</b>	BET11GO
<b>Shade Material</b>	Stainless Steel
<b>Shade Colour/Finish</b>	Gold, Mirrored
<b>Fitting Code</b>	LEDTC01UN
<b>Base Material</b>	Stainless Steel
<b>Base Colour/Finish</b>	Gold, Polished
<b>Service Offer</b>	New

<b>COPPER</b>	
<b>Code</b>	BET11CO-TUN01M1
<b>Shade/Base Code</b>	BET11CO
<b>Shade Material</b>	Stainless Steel
<b>Shade Colour/Finish</b>	Copper, Mirrored
<b>Fitting Code</b>	LEDTC01UN
<b>Base Material</b>	Stainless Steel
<b>Base Colour/Finish</b>	Copper, Polished
<b>Service Offer</b>	New



# STONE PORTABLE LED



OFF

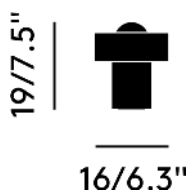


ON

Stone is inspired by the materiality of the same marble used to build the Taj Mahal. The hard, semi-precious stone bears a unique fingerprint – tactile, heavy and long-lasting. Stone is characterised by a solid outer marble ring that appears to be floating around the light source giving out a soft halo effect. Stone Portable LED has an integrated touch dimmer and offers up to 9 hours of battery life.

<b>WHITE</b>	
Code	STPO01UN
Shade Material	Marble
Shade Colour/Finish	White, Polished
Base Material	Marble
Base Colour/Finish	White, Polished
Service Offer	New

Year of Design	2021
Product Weight	2.30kg
Finishing Process	Polished, Plated
Power Method	Rechargeable
Battery Operating Time	Approx 7-9 hours
Battery Charging Time	Approx 5 hours
Cable Spec	AWM 2464 22AWG VW-1 1A 80 °C 300V
Cable Type/Length	USB-A to Magnetic, 200 cm
Light Source	3W LED
Max Wattage	3W
Lumens	160
CRI	>90
Colour Temperature	3000K
Dimmability	Touch Dimmable
Voltage	5V
Environment	Indoor, IP20
Spares	LEDPB02, POBAT01, POMC01
Certification/Electrical Class	T20, Certified for NZ/AUS







# PENDANT SYSTEMS



**MELT TRIO ROUND LED**

Gold MLPS04G-PEUM4  
 Silver MLPS04CH-PEUM4  
 Copper MLPS04C-PEUM4  
 Smoke MLPS04SM-PEUM4

Cluster Diameter 81mm  
 Canopy Diameter 58mm  
 Weight (Inc Canopy) 10.6kg  
 No. of Boxes 7



**MELT MINI ROUND LED**

Gold MLPS05G-PEUM4  
 Silver MLPS05CH-PEUM4  
 Copper MLPS05C-PEUM4  
 Smoke MLPS05SM-PEUM4

Cluster Diameter 73mm  
 Canopy Diameter 58mm  
 Weight (Inc Canopy) 12kg  
 No. of Boxes 11



**MELT LARGE ROUND LED**

Gold MLPS06G-PEUM4  
 Silver MLPS06CH-PEUM4  
 Copper MLPS06C-PEUM4  
 Smoke MLPS06SM-PEUM4

Cluster Diameter 95mm  
 Canopy Diameter 58mm  
 Weight (Inc Canopy) 14.6kg  
 No. of Boxes 11



**MELT MEGA ROUND LED**

Gold MLMS02G-PEUM4  
 Silver MLMS02CH-PEUM4  
 Copper MLMS02C-PEUM4  
 Smoke MLMS02SM-PEUM4

Cluster Diameter 154mm  
 Canopy Diameter 148mm  
 Weight (Inc Canopy) 43.2kg  
 No. of Boxes 23



**GLOBE TRIO ROUND LED**

Silver GLPS03CH-PEUM4  
 Copper GLPS03CO-PEUM4  
 Opal GLPS03OP-PEUM4

Cluster Diameter 58mm  
 Canopy Diameter 58mm  
 Weight (Inc Canopy) 10.6kg  
 No. of Boxes 7



**GLOBE MINI ROUND LED**

Silver GLPS02CH-PEUM4  
 Copper GLPS02CO-PEUM4  
 Opal OLPS0101-PEUM4

Cluster Diameter 73mm  
 Canopy Diameter 58mm  
 Weight (Inc Canopy) 12kg  
 No. of Boxes 11



**GLOBE MINI LINEAR LED**

Silver GLPS04CH-PEUM4  
 Copper GLPS04CO-PEUM4  
 Opal GLPS04OP-PEUM4

Cluster Diameter 159mm  
 Canopy Diameter 159mm  
 Weight (Inc Canopy) 14.5kg  
 No. of Boxes 11



**MIRROR BALL RANGE ROUND LED**

Silver MBPS02-PEUM4  
 Gold MBPS02G-PEUM4


Cluster Diameter 95mm  
 Canopy Diameter 58mm  
 Weight (Inc Canopy) 12kg  
 No. of Boxes 7



**MIRROR BALL 40CM/16IN ROUND LED**

Silver MBPS01-PEUM4  
 Gold MBPS01G-PEUM4

Cluster Diameter 58mm  
 Canopy Diameter 58mm  
 Weight (Inc Canopy) 14.5kg  
 No. of Boxes 7



**MIRROR BALL 25CM/10IN LINEAR LED**

Silver MBPS03-PEUM4  
 Gold MBPS03G-PEUM4

Cluster Diameter 159mm  
 Canopy Diameter 159mm  
 Weight (Inc Canopy) 14.5kg  
 No. of Boxes 11






**COPPER 25CM/10IN ROUND LED**

Copper CLPS02-PEUM4

Cluster Diameter 70mm  
 Canopy Diameter 58mm  
 Weight (Inc Canopy) 11.7kg  
 No. of Boxes 11



**COPPER RANGE ROUND LED**

Copper CLPS04-PEUM4

Cluster Diameter 95mm  
 Canopy Diameter 58mm  
 Weight (Inc Canopy) 13.5kg  
 No. of Boxes 9



**COPPER RANGE ROUND LED**

Copper CLPS04-PEUM4

Cluster Diameter 78mm  
 Canopy Diameter 58mm  
 Weight (Inc Canopy) 10.9kg  
 No. of Boxes 7



**BEAT TRIO ROUND LED**

**Black** BLPS01-PEUM4  
**Brass** BLPS01B-PEUM4  
**White** BLPS01WH-PEUM4


**Cluster Diameter** 68mm  
**Canopy Diameter** 58mm  
**Weight (Inc Canopy)** 13kg  
**No. of Boxes** 7



**BEAT RANGE ROUND LED**

**Black** BLPS02-PEUM4  
**Brass** BLPS02B-PEUM4  
**White** BLPS02WH-PEUM4

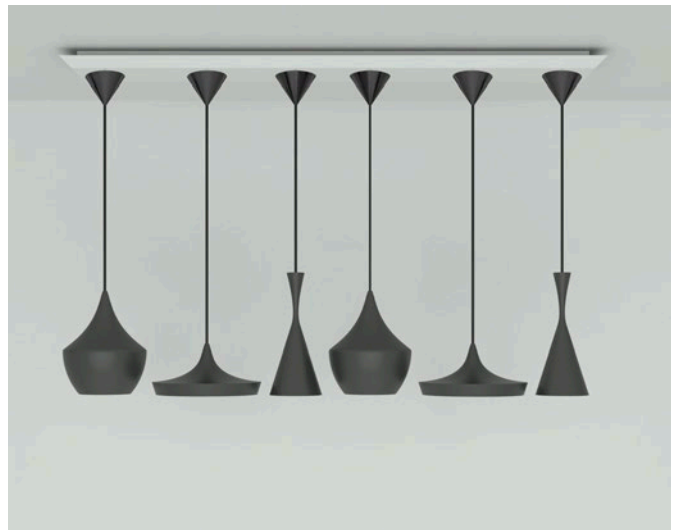
**Cluster Diameter** 85mm  
**Canopy Diameter** 58mm  
**Weight (Inc Canopy)** 19kg  
**No. of Boxes** 9



**BEAT TRIO LINEAR LED**

**Black** BLPS04-PEUM4

**Cluster Diameter** 170mm  
**Canopy Diameter** 159mm  
**Weight (Inc Canopy)** 20.8kg  
**No. of Boxes** 7



**BEAT RANGE LINEAR LED**

**Black** BLPS03-PEUM4  
**Brass** BLPS03B-PEUM4  
**White** BLPS03WH-PEUM4


**Cluster Diameter** 156mm  
**Canopy Diameter** 159mm  
**Weight (Inc Canopy)** 23.2kg  
**No. of Boxes** 13



**PUFF TRIO ROUND LED**

Brass PULPS01BR-PEUM4  
 Stainless Steel PULPS01SS-PEUM4

Cluster Diameter 880mm  
 Canopy Diameter 58mm  
 Weight (Inc Canopy) 18kg  
 No. of Boxes 7



**PUFF MEGA ROUND LED**

Brass PULMS01BR-PEUM4  
 Stainless Steel PULMS01SS-PEUM4



















Cluster Diameter 1750mm  
 Canopy Diameter 148mm  
 Weight (Inc Canopy) 43.5kg  
 No. of Boxes 21




















**LIGHTING ADDENDUM**

CHANDELIERS

						
		Small Chandelier Fitting Silver LEDC01CHEU	Small Chandelier Fitting Gold LEDC01GOEU	Large Chandelier Fitting Silver LEDC02CHEU	Large Chandelier Fitting Gold LEDC02GOEU	Burst Chandelier Fitting Black LEDC03BKEU
Melt Silver 50cm MES01CH		•	•	•	•	•
Melt Gold 50cm MES01G		•	•	•	•	•
Melt Copper 50cm MES01CO		•	•	•	•	•
Melt Smoke 50cm MES01SM		•	•	•	•	•
Globe Silver 50cm GLS02CH		•	•	•	•	•
Globe Copper 50cm GLS02CO		•	•	•	•	•
Globe Opal 50cm OPS0102		•	•	•	•	•
Mirror Ball Silver 40cm MBB40A		•	•	•	•	•
Mirror Ball Gold 40cm MBB40G		•	•	•	•	•
Mirror Ball Silver 50cm MBB50A		•	•	•	•	•
Mirror Ball Gold 50cm MBB50G		•	•	•	•	•
Copper 45cm COS02CO		•	•	•	•	•
Copper Wide COS03CO		•	•	•	•	•
Shade Quantity		4	4	7	7	12

For ordering process please contact Customer Services for more information

TABLE & FLOOR

		 Small Cone Fat Table Fitting Black CONT01-TUN01M1	 Cone Slim Floor Fitting Black CONF02BKEU	 Cone Fat Floor Fitting Black CONF03-FUN01M1
Melt Silver Mini MES02CH		•		
Melt Gold Mini MES02G		•		
Melt Copper Mini MES02CO		•		
Melt Smoke Mini MES02SM		•		
Globe Silver 25cm GLS01CH		•		
Globe Copper 25cm GLS01CO		•		
Globe Opal 25cm OPS0101		•		
Mirror Ball Silver 25cm MBB25A		•		
Mirror Ball Gold 25cm MBB25G		•		
Copper 25cm COS01CO		•		
Melt Silver 50cm MES01CH			•	•
Melt Gold 50cm MES01G			•	•
Melt Copper 50cm MES01CO			•	•
Melt Smoke 50cm MES01SM			•	•
Globe Silver 50cm GLS02CH			•	•
Globe Copper 50cm GLS02CO			•	•
Globe Opal 50cm OPS0102			•	•
Mirror Ball Silver 40cm MBB40A			•	•
Mirror Ball Gold 40cm MBB40G			•	•
Mirror Ball Silver 50cm MBB50A			•	•
Mirror Ball Gold 50cm MBB50G			•	•
Copper 45cm COS02CO			•	•
Copper Wide COS03CO			•	•

For ordering process please contact Customer Services for more information

## PENDANT SYSTEM INFORMATION

### Bespoke Pendant Systems

You can order a bespoke pendant system as long as your order abides by the following constraints:

Round surface mount	20kgs (44.09lbs)
Linear surface mount	20kgs (44.09lbs)
Mega surface mount	52kgs (115lbs)

### Round and Linear Surface Mount

Made from laser cut steel and vacuum formed plastic, the Pendant System is a mechanically engineered complete lighting solution for suspending multiple Tom Dixon lighting configurations and conceals unsightly wiring.

**Maximum quantity of pendants per ceiling surface mount: 6**

### Mega

The Mega ceiling surface mount is made from an aluminium plate with a raw, industrial style finish, offering up to 215 hole positions. Each style can be customised by simply drilling a hole in the desired position.

**Maximum quantity of pendants per ceiling surface mount: 19**

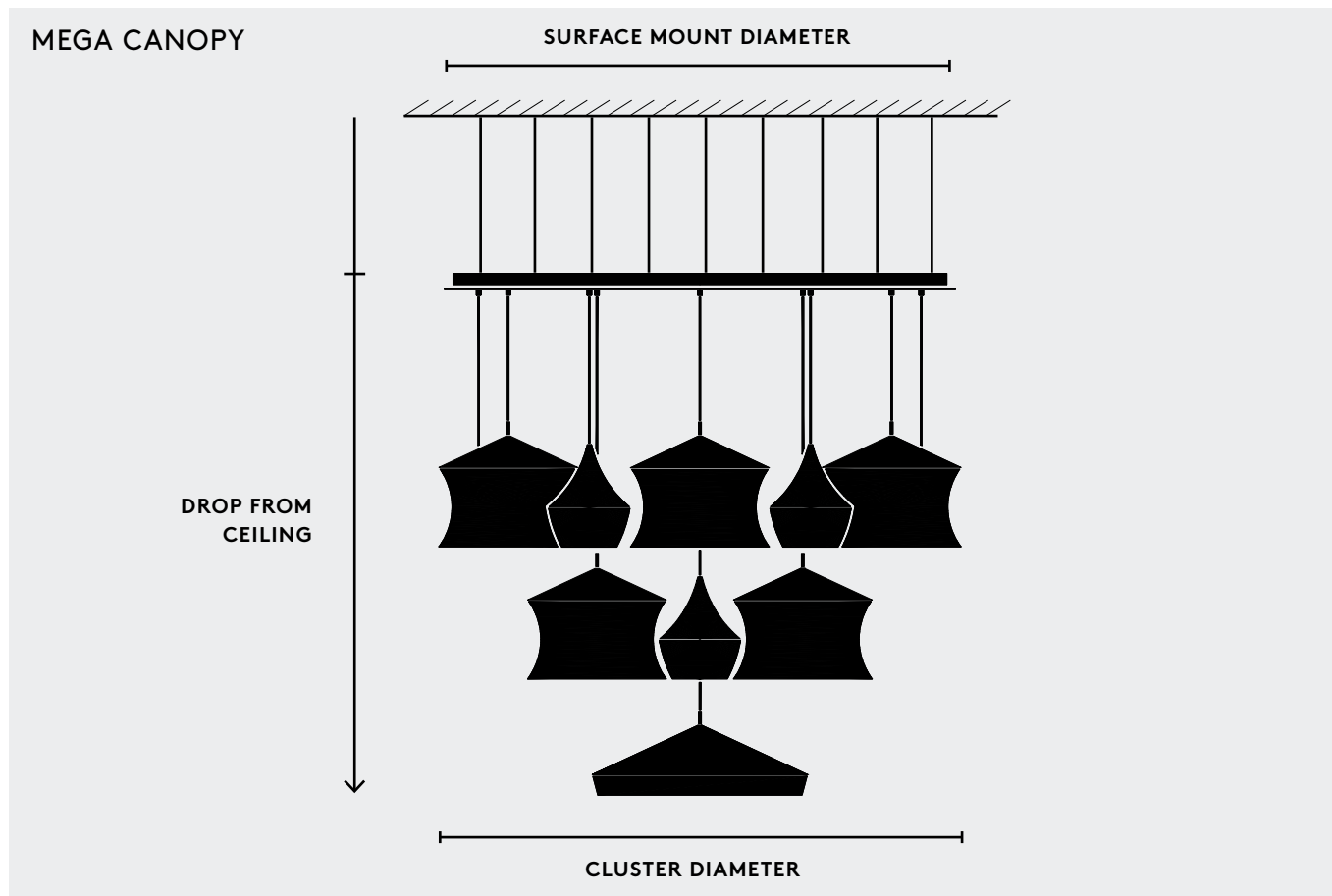
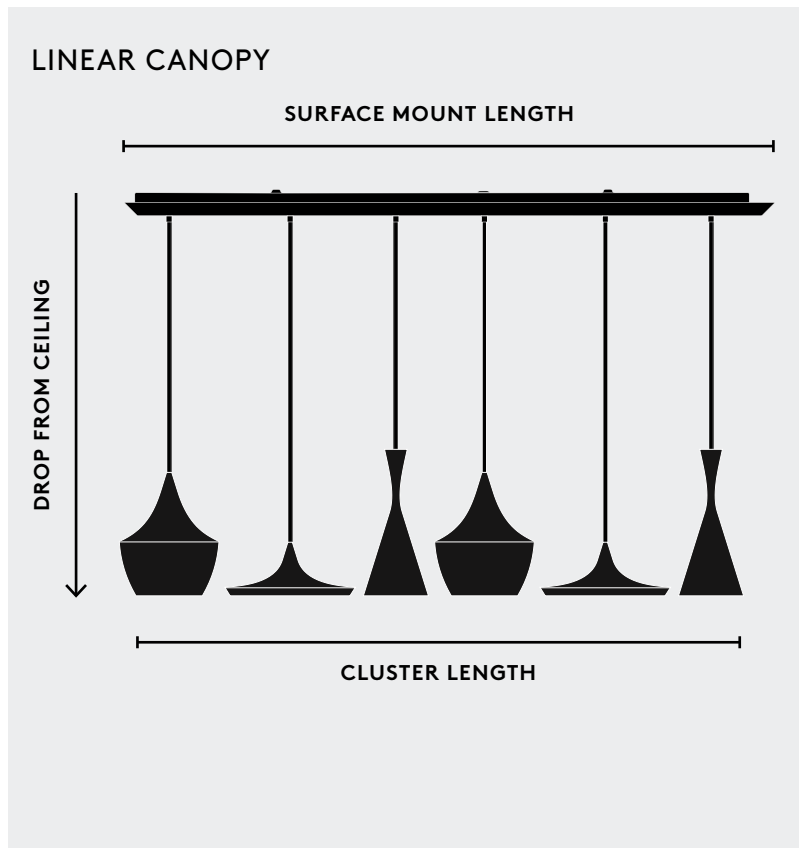
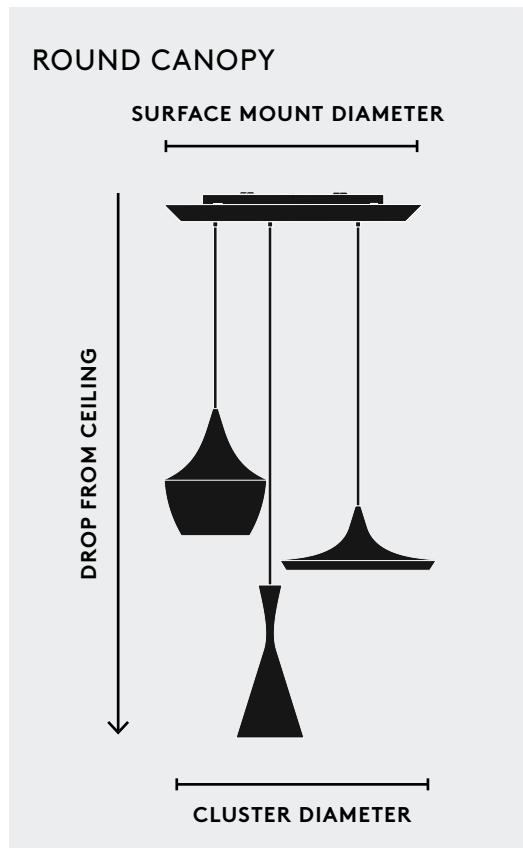
### Installation

To assist with installation, the surface mounts have etched hole markings with easy to follow co-ordinates, allowing for a flexible positioning of pendants within a cluster.

Detailed plans of the configurations and co-ordinates for multiple product clusters are available to download directly from the Tom Dixon website. In addition, all of our surface mounts can be primed and painted to compliment any interior environment.



# MEASUREMENT GUIDE









FITTINGS




	Ceiling Rose Finish	Shape	Celing Rose Diameter	Cable Type	Cable Length	Light Ranges	Tailor Made Cable Length *
	Matt Black Steel	Cone	12.5cm	Black Fabric	250cm	Beat Fat, Beat Tall, Beat Wide; Void, Void Mini	No
	Matt Black Steel	Cone	12.5cm	Black Fabric & Tensile Wire	250cm	Beat Stout, Beat Flat, Beat Waist	No
	Matt Black Steel	Dome	13cm, 16cm, 19cm	Black Fabric & Tensile Wire	250cm	Spring Small, Spring Medium, Spring Large	No
	Polished Black Steel	Cone	11.5cm	Black Fabric	250cm	Globe 25cm, 50cm; Puff Stainless Steel	No
	Polished Black Steel	Dome	25.4cm	Black Fabric & Tensile Wire	250cm	Melt Burst; Globe Burst	No
	Polished Silver Steel	Dome	11.5cm	Clear	250cm	Melt Silver, Melt Mini Silver, Melt Smoke, Melt Mini Smoke; Mirror Ball Silver 25cm, 40cm, 50cm	Yes
	Polished Silver Steel	Dome	25.4cm	Clear with Intergrated Cable Wire	250cm	Melt Silver Small & Large Chandelier, Melt Smoke Small & Large Chandelier	No
	Polished Gold Steel	Dome	11.5cm	Clear	250cm	Melt Gold, Melt Mini Gold Melt Smoke, Melt Mini Smoke; Mirror Ball Gold 25cm, 40cm, 50cm	Yes
	Polished Gold Steel	Dome	25.4cm	Clear with Intergrated Cable Wire	250cm	Melt Gold Small & Large Chandelier, Melt Copper Small & Large Chandelier	No
	Polished Gold Steel	Cone	12.5cm	Black Fabric	250cm	Plane Chandelier, Plane Short Chandelier	No
	Polished Gold Steel	Dome	11.5cm	Black Fabric	250cm	Stone Pendant	No
	Brushed Gold Steel	Cone	12.5cm	Black Fabric	250cm	Etch 32cm, 50cm, Etch Web; Puff Brass	No
	Polished Copper Steel	Dome	11.5cm	Clear	250cm	Melt Copper, Melt Mini Copper; Copper Round 25cm, 45cm, Copper Wide	Yes
	Polished Clear Glass	Dome	14.5cm	Clear with Integrated Tensile Wire	250cm	Press Sphere, Press Cone	No

\* For contract orders the fitting may be modified by purchasing additional cable to a tailored length. Please contact Customer Services for more information. Please note any changes made to your Tom Dixon light will void any warranties.

## CERTIFICATION

	EN 60598-1 +2	Manufacturer's declaration that the product meets EU standards for health, safety, and environmental protection. Indicates conformity in: <b>European Union</b>
	<b>UK Conformity Assessed</b> BS 60598-1 +2	Post Brexit UK product marking that is used for goods being placed on the market in Great Britain. Required from 1 January 2022. Indicates conformity in: <b>England, Scotland and Wales</b>
	IECEE CB Scheme IEC 60598-1 +2 EN 55015 EN 61547 ENIEC61000-3-2 EN 61000-3-3	International Electrotechnical Commission conformity system, for mutual acceptance of test reports and certificates dealing with the safety of electrical and electronic products. Indicates conformity in: <b>All member countries of CENELEC (Austria, Belgium, Bulgaria, Croatia, Cyprus, the Czech Republic, Denmark, Estonia, Finland, Former Yugoslav Republic of Macedonia, France, Germany, Greece, Hungary, Iceland, Ireland, Italy, Latvia, Lithuania, Luxembourg, Malta, the Netherlands, Norway, Poland, Portugal, Romania, Slovakia, Slovenia, Spain, Sweden, Switzerland, Turkey and the United Kingdom)</b>
NZ/AUS	<b>CB + Australia &amp; New Zealand</b>	The product has undergone additional CB certification and testing. Indicates conformity in: <b>Australia &amp; New Zealand</b>
	3C / CCC GB7000.1 +2 GB/T17743 GB17625.1	Products covered by the China Compulsory Certification scope must comply with national standards and technical regulations. Indicates conformity in: <b>China</b>
	<b>cULus</b> UL 1598 UL 153 UL 8750	The product has met UL's safety requirements for both the United States of America and Canada Indicates conformity in: <b>US &amp; Canada</b>
	<b>Federal Communications Commission</b> CFR, Title 47, Part15B ICES-005	Indicates that the electromagnetic radiation from the device is below the limits specified by the Federal Communications Commission Indicates conformity in: <b>US &amp; Canada</b>
T20	<b>California Title 20</b>	The product has been conformity assessed according to the requirements set by the California Energy Commission. (IES LM79-08) Indicates conformity in: <b>California</b>
T24	<b>California Title 24</b>	The product has been conformity assessed according to the requirements set by the California Energy Commission. (JA8 & JA10) Indicates conformity in: <b>California</b>

## ELECTRICAL CLASS (NON-UL PRODUCTS ONLY)

	<b>Class I</b> (Earthed)	Protection against electric shock is provided by an (Earthing) conductor. This prevents accessible conductive parts from becoming become live in the event of a failure of the basic insulation.
	<b>Class II</b> (Double Insulated)	Double or reinforced insulation is provided as protection against electric shock. No provision for protective earthing or reliance upon installation conditions is required.
	<b>Class III</b> (SELV)	Protection against electric shock relies on supply at safety extra-low voltage (SELV). Voltages higher than those of SELV are not generated.

## IP RATING

EU / CB / CCC Version	UL Version
<b>IP20 - Solid-object proof</b> The minimum standard of ingress protection for lighting products. Protection against solid objects only	<b>Dry Location</b> A location not normally subject to dampness
<b>IP44 - Splash-Proof</b> Suitable for bathroom Zone 2 and covered outdoor areas	<b>Damp Location</b> Interior or Exterior location that is periodically subject to condensation or moisture
<b>IP55 - Jet-proof</b> Suitable for bathroom Zone 2 and uncovered outdoor areas	<b>Wet Location</b> A location in which water or other liquid can drip, splash or flow on or against the product

Tom Dixon lighting is not suitable for extreme conditions such as particularly dusty environments, acid rain or continuous direct sunlight

## DIMMER COMPATIBILITY

Type	Description	Compatible with Tom Dixon Light
Leading Edge Forward Phase, TRIAC	AC Mains voltage. Original and most common household dimming method. Commonly used on incandescent lighting	Yes
Trailing Edge Reverse Phase, ELV	AC Mains voltage. Electronic dimming designed for LED lighting	Yes
0-10v	Uses a signal of 0-10V to control dimming function. Common in commercial applications.	No
DALI	Digital addressable lighting interface. Uses an additional pair of wires to digitally control each light fitting independently.	No

To make Tom Dixon Lights compatible with other dimming systems, the product may be modified, it is recommended customers consult with a Lighting Engineer. Please note any changes made to your Tom Dixon light will void any warranties.

## LIGHTING SPARES

Code	Description	Light Ranges
LEDRING01T	Tom Dixon CC LED Ring ( T )	Spring Pendants & Surface Press Pendants & Surface
LEDRING01Y	Tom Dixon CC LED Ring ( Y )	Melt Pendants & Surface Globe Pendants & Surface Mirror Ball Pendants & Surface Copper Pendants & Surface Stone Pendants & Surface Void Surface
LEDRING02A	Tom Dixon CV LED Ring	Melt Burst, Small & Large Chandelier Melt Cone Fat Table & Floor, Melt Cone Slim Floor Globe Burst Small & Large Chandelier Globe Cone Fat Table & Floor, Melt Cone Slim Floor Mirror Ball Burst, Small & Large Chandelier Mirror Ball Cone Fat Table & Floor, Mirror Ball Cone Slim Floor Copper Burst, Small & Large Chandelier Copper Cone Fat Table & Floor, Copper Cone Slim Floor Bell LED Table
LEDDRIVER01EU	Tom Dixon CC Driver	Melt Pendants & Surface Globe Pendants & Surface Mirror Ball Pendants Copper Pendants & Surface Stone Pendants & Surface Spring Pendants & Surface Press Pendants & Surface
LEDCDRIVER01EU	Sml Chandelier Driver 30W EU	Melt Small Chandelier Globe Small Chandelier Mirror Ball Small Chandelier Copper Small Chandelier
LEDCDRIVER02EU	Lrg / Burst Chandelier Driver 75W EU	Melt Burst & Large Chandelier Globe Burst & Large Chandelier Mirror Ball Burst & Large Chandelier Copper Burst & Large Chandelier
LEDPB01	Tom Dixon Portable LED G4 Bulb	Melt Portable
LEDPB02	Tom Dixon Portable LED Ring	Bell Portable Stone Portable
POBAT01	Tom Dixon Portable Battery	Melt Portable Bell Portable Stone Portable
POMC01	Tom Dixon Portable Magnetic Cable 2m	Melt Portable Bell Portable Stone Portable
LEDT01UN	Tom Dixon Table Dimmer Cable Set	Bell LED Table Melt Cone Fat Table Globe Cone Fat Table Mirror Ball Cone Fat Table Copper Cone Fat Table
LEDFC01UN	Tom Dixon Floor Dimmer Cable Set	Melt Cone Fat Floor Globe Cone Fat Floor Mirror Ball Cone Fat Floor Copper Cone Fat Floor
SLGP01	Plane Glass Shade	Plane Chandelier Plane Short Chandelier Plane Surface





**FURNITURE**

# FURNITURE BY FAMILY



Bird Chaise



Cork Round Table 100cm



Cork Round Table 120cm



Cork Table 300cm



Fan Stool Black



Fan Stool Natural



Fan Dining Chair Black



Fan Dining Chair Natural



Fan Lounge Chair Black



Fan Lounge Chair Natural



Fan Table 60cm Black



Fan Table 60cm Black



Fan Table 60cm Natural



Fan Table 60cm Natural



Fan Table 90cm Black



Fan Table 90cm Black



Fan Table 90cm Natural



Fan Table 90cm Natural



Fat Dining Chair



Fat Stool 65cm





Fat Stool 75cm



Fat Lounge Chair



Flash Table Rectangle Black



Flash Table Rectangle Brass



Flash Table Circle Black



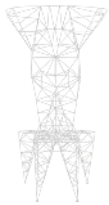
Flash Table Circle Brass



Flash Table Square Black



Flash Table Square Brass



Pylon Chair White



S Chair



Screw Side Table 60cm



Screw Side Table 60cm



Screw Cafe Table 60cm



Screw Cafe Table 60cm



Screw Cafe Table 90cm



Screw Cafe Table 90cm



Slab Stool Black / Side Table



Slab Stool Natural



Slab Stool Upholstered Black



Slab Stool Upholstered Natural



Slab Bar Stool Black



Slab Bar Stool Natural



Slab Dining Chair Black



Slab Dining Chair Natural



Slab Dining Chair Upholstered Black



Slab Dining Chair Upholstered Natural



Slab Desk 120cm Black



Slab Desk 120cm Natural



Slab Desk 120cm Fumed



Slab Round Table 90cm Black



Slab Round Table 90cm Natural



Slab Round Table 120cm Black



Slab Round Table 120cm Natural



Slab Table 200cm Black



Slab Table 200cm Natural



Slab Table 240cm Black



Slab Table 240cm Natural



Stone Table Rectangle Pebble



Stone Table Circle Pebble



Stone Table Square Pebble



Swirl Table Small



Swirl Table Medium



Swirl Table Large



Tube Dining Table 60cm Black



Tube Dining Table 60cm Black



Tube Dining Table 60cm Brass



Tube Dining Table 60cm Brass



Tube Dining Table 90cm Black



Tube Dining Table 90cm Black



Tube Dining Table 90cm Brass



Tube Dining Table 90cm Brass



Tube High Table 60cm Black



Tube High Table 60cm Black



Tube High Table 60cm Brass



Tube High Table 60cm Brass



Tube High Table 90cm Black



Tube High Table 90cm Black



Tube High Table 90cm Brass



Tube High Table 90cm Brass



Tube Wide Table 120cm Black



Tube Wide Table 120cm Black



Wingback Micro Chair



Wingback Chair



Wingback Ottoman





CHAIRS & STOOLS

# SLAB STOOL / SIDE TABLE



Celebrating the natural beauty of oak, Slab is constructed in angular forms of inviting simplicity. Each piece has generous proportions, solid materiality and is softened with a gentle radius edge. Slab is made from solid oak, sourced from sustainably-managed forests. The surface of the wood is deeply brushed to expose its natural grain. Slab Stool comes with leather seat or unupholstered.

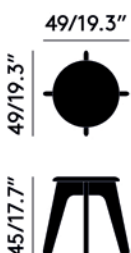
Year of Design	2022
Product Weight	4.00kg
Certification	BS EN 16139: 2013 Level 1, BS EN 15372: 2016 Level 2

## BLACK

Code	SLS01BL
Material	Solid Oak, Plywood
Colour/Finish	Black, Brushed, Matte Lacquered
Service Offer	New

## NATURAL

Code	SLS01NA
Material	Solid Oak, Plywood
Colour/Finish	Natural, Brushed, Matte Lacquered
Service Offer	New



# SLAB STOOL UPHOLSTERED



Celebrating the natural beauty of oak, Slab is constructed in angular forms of inviting simplicity. Each piece has generous proportions, solid materiality and is softened with a gentle radius edge. Slab is made from solid oak, sourced from sustainably-managed forests. The surface of the wood is deeply brushed to expose its natural grain. Slab Stool comes with leather seat or unupholstered.

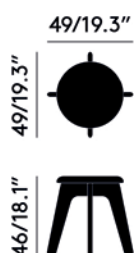
<b>Year of Design</b>	2022
<b>Product Weight</b>	3.60kg
<b>Foam Certification</b>	BS 5852 Part 2: 1982 ignition source 5 (UK Sch 1 Part 1)
<b>Certification</b>	BS EN 16139: 2013 Level 1

## BLACK

<b>Code</b>	SLSU01BL
<b>Material</b>	Solid Oak, Plywood, Leather, Foam
<b>Colour/Finish</b>	Black, Brushed, Matte Lacquered
<b>Service Offer</b>	New

## NATURAL

<b>Code</b>	SLSU01NA
<b>Material</b>	Solid Oak, Plywood, Leather, Foam
<b>Colour/Finish</b>	Natural, Brushed, Matte Lacquered
<b>Service Offer</b>	New



# SLAB BAR STOOL



Celebrating the natural beauty of oak, Slab is constructed in angular forms of inviting simplicity. Each piece has generous proportions, solid materiality and is softened with a gentle radius edge. Slab is made from solid oak, sourced from sustainably-managed forests. The surface of the wood is deeply brushed to expose its natural grain.

**Year of Design** 2008  
**Product Weight** 8.40kg  
**Certification** BS EN 16139: 2013 Level 1

<b>BLACK</b>	
<b>Code</b>	WOS01BL
<b>Material</b>	Solid Oak
<b>Colour/Finish</b>	Black, Brushed, Matte Lacquered
<b>Service Offer</b>	Collection

<b>NATURAL</b>	
<b>Code</b>	WOS03NA
<b>Material</b>	Solid Oak
<b>Colour/Finish</b>	Natural, Matte Lacquered
<b>Service Offer</b>	Collection





# SLAB DINING CHAIR



Celebrating the natural beauty of oak, Slab is constructed in angular forms of inviting simplicity. Each piece has generous proportions, solid materiality and is softened with a gentle radius edge. Slab is made from solid oak, sourced from sustainably-managed forests. The surface of the wood is deeply brushed to expose its natural grain. Slab Dining Chair comes with leather seat or unupholstered.

Year of Design	2018
Product Weight	7.00kg
Certification	BS EN 16139: 2013 Level 1

## BLACK

Code	SLC01BL
Material	Solid Oak
Colour/Finish	Black, Brushed, Matte Lacquered
Service Offer	Collection

## NATURAL

Code	SLC01NA
Material	Solid Oak
Colour/Finish	Natural, Brushed, Matte Lacquered
Service Offer	Collection



# SLAB DINING CHAIR UPHOLSTERED



Celebrating the natural beauty of oak, Slab is constructed in angular forms of inviting simplicity. Each piece has generous proportions, solid materiality and is softened with a gentle radius edge. Slab is made from solid oak, sourced from sustainably-managed forests. The surface of the wood is deeply brushed to expose its natural grain. Slab Dining Chair comes with leather seat or unupholstered.

<b>Year of Design</b>	2018
<b>Product Weight</b>	7.00kg
<b>Foam Certification</b>	BS 5852 Part 2: 1982 ignition source 5 (UK Sch 1 Part 1)
<b>Certification</b>	BS EN 16139: 2013 Level 1

## BLACK

<b>Code</b>	SLU01BL
<b>Material</b>	Solid Oak, Leather, Foam
<b>Colour/Finish</b>	Black, Brushed, Matte Lacquered
<b>Service Offer</b>	Collection

## NATURAL

<b>Code</b>	SLU01NA
<b>Material</b>	Solid Oak, Leather, Foam
<b>Colour/Finish</b>	Natural, Black, Brushed, Matte Lacquered
<b>Service Offer</b>	Collection



# FAN STOOL



Fan is a modern take on the classical Windsor design. A British archetype converted to a contemporary silhouette, creating an exclamation mark in any space with a semi-transparent structure that takes up minimal visual mass. Crafted in oak or birch wood and formed from a series of machined wooden spindles, Fan seating features a tapering, conical base and comes with an upholstered leather seat.

**Year of Design** 2012  
**Product Weight** 3.80kg  
**Foam Certification** BS 5852 Part 2: 1982 ignition source 5 (UK Sch 1 Part 1)

## BLACK

**Top Code** FAP01BL  
**Top Material** Leather, Plywood  
**Top Colour/Finish** Black  
**Base Code** FAB01BL  
**Base Material** Solid Birch  
**Base Colour/Finish** Black, Matte Lacquered  
**Service Offer** Collection

## NATURAL

**Top Code** FAP01BL  
**Top Material** Leather, Plywood  
**Top Colour/Finish** Black  
**Base Code** FAB02NA  
**Base Material** Solid Oak  
**Base Colour/Finish** Natural, Matte Lacquered  
**Service Offer** Collection



# FAN DINING CHAIR



Fan is a modern take on the classical Windsor design. A British archetype converted to a contemporary silhouette, creating an exclamation mark in any space with a semi-transparent structure that takes up minimal visual mass. Crafted in oak or birch wood and formed from a series of machined wooden spindles, Fan seating features a tapering, conical base and comes with an upholstered leather seat.

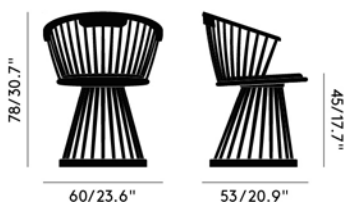
**Year of Design** 2012  
**Product Weight** 8.00kg  
**Foam Certification** BS 5852 Part 2: 1982 ignition source 5 (UK Sch 1 Part 1)

## BLACK

**Code** FAD01BL  
**Material** Solid Birch, Leather, Plywood  
**Colour/Finish** Black, Matte Lacquered  
**Service Offer** Collection

## NATURAL

**Code** FAD02NA  
**Material** Solid Oak, Leather, Plywood  
**Colour/Finish** Black, Natural, Matte Lacquered  
**Service Offer** Collection



# FAN LOUNGE CHAIR

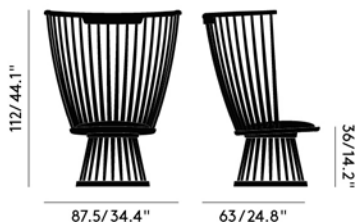


Fan is a modern take on the classical Windsor design. A British archetype converted to a contemporary silhouette, creating an exclamation mark in any space with a semi-transparent structure that takes up minimal visual mass. Crafted in ash wood and formed from a series of machined wooden spindles, Fan seating features a tapering, conical base and comes with an upholstered leather seat.

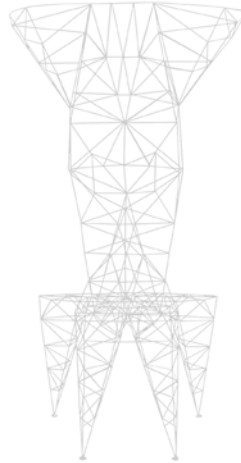
**Year of Design** 2010  
**Product Weight** 14.00kg  
**Foam Certification** BS 5852 Part 2: 1982 ignition source 5 (UK Sch 1 Part 1)

<b>BLACK</b>	
<b>Code</b>	FAC01BL
<b>Material</b>	Solid Ash, Leather, Plywood
<b>Colour/Finish</b>	Black, Matte Lacquered
<b>Service Offer</b>	Collection

<b>NATURAL</b>	
<b>Code</b>	FAC01NA
<b>Material</b>	Solid Ash, Leather, Plywood
<b>Colour/Finish</b>	Black, Natural, Matte Lacquered
<b>Service Offer</b>	Collection



# PYLON CHAIR

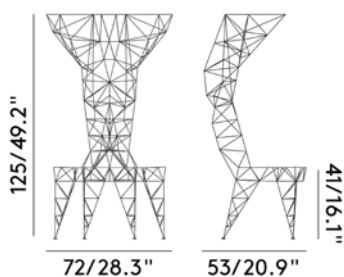


Created on a self-propelled mission to design the world's lightest metal chair, Pylon was made in a small series in Dixon's metal workshop in the early 90's. A celebration of the triangle's simple symmetrical shape, Pylon is lightweight, occasional furniture with lattice work of 3mm diameter steel rod, which is triangulated for maximum strength, an exercise in pure unadorned structure.

## WHITE

<b>Code</b>	PYC01W
<b>Material</b>	Steel
<b>Colour/Finish</b>	White, Gloss Powder Coat
<b>Service Offer</b>	Collection

<b>Year of Design</b>	1991
<b>Product Weight</b>	3.20kg









# TABLES

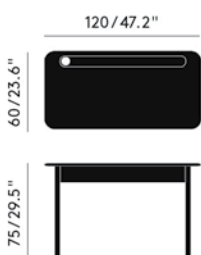


# SLAB DESK 120CM



Celebrating the natural beauty of oak, Slab is constructed in angular forms of inviting simplicity. Each piece has generous proportions, solid materiality and is softened with a gently radius edge. Slab is made from solid oak, left unbrushed for a smooth writing surface. For Slab Desk the traditional inkwell is turned into a cable management hole and a groove for stationery.

Year of Design 2016  
Product Weight 10.00kg



## BLACK

<b>Code</b>	SLD01BL
<b>Top Material</b>	Solid Oak
<b>Top Colour/Finish</b>	Black, Matte Lacquered
<b>Base Material</b>	Solid Oak
<b>Base Colour/Finish</b>	Black, Matte Lacquered
<b>Service Offer</b>	Collection

## NATURAL

<b>Code</b>	SLD01NA
<b>Top Material</b>	Solid Oak
<b>Top Colour/Finish</b>	Natural, Matte Lacquered
<b>Base Material</b>	Solid Oak
<b>Base Colour/Finish</b>	Natural, Matte Lacquered
<b>Service Offer</b>	Collection

## FUMED

<b>Code</b>	SLD01FU
<b>Top Material</b>	Solid Oak
<b>Top Colour/Finish</b>	Brown, Matte Lacquered
<b>Base Material</b>	Solid Oak
<b>Base Colour/Finish</b>	Brown, Matte Lacquered
<b>Service Offer</b>	Collection

# SLAB ROUND TABLE 90CM



Celebrating the natural beauty of oak, Slab is constructed in angular forms of inviting simplicity. Each piece has generous proportions, solid materiality and is softened with a gentle radius edge. Slab is made from solid oak, sourced from sustainably managed forests. The surface of the wood is deeply brushed to expose its natural grain. Slab tables come in different shapes and sizes.

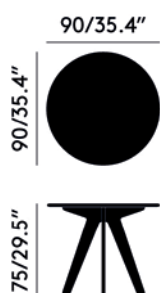
Year of Design	2010
Year of Re-Design	2022
Product Weight	16.40kg
Certification	BS EN 15372: 2016 Level 2

## BLACK

Code	SLRT01BL
Top Material	Solid Oak
Top Colour/Finish	Black, Brushed, Matte Lacquered
Base Material	Solid Oak
Base Colour/Finish	Black, Brushed, Matte Lacquered
Service Offer	New

## NATURAL

Code	SLRT01NA
Top Material	Solid Oak
Top Colour/Finish	Natural, Brushed, Matte Lacquered
Base Material	Solid Oak
Base Colour/Finish	Natural, Brushed, Matte Lacquered
Service Offer	New



# SLAB ROUND TABLE 120CM



Celebrating the natural beauty of oak, Slab is constructed in angular forms of inviting simplicity. Each piece has generous proportions, solid materiality and is softened with a gentle radius edge. Slab is made from solid oak, sourced from sustainably managed forests. The surface of the wood is deeply brushed to expose its natural grain. Slab tables come in different shapes and sizes.

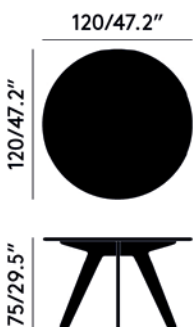
Year of Design	2010
Year of Re-Design	2022
Product Weight	28.20kg
Certification	BS EN 15372: 2016 Level 2

## BLACK

Code	SLRT02BL
Top Material	Solid Oak
Top Colour/Finish	Black, Brushed, Matte Lacquered
Base Material	Solid Oak
Base Colour/Finish	Black, Brushed, Matte Lacquered
Service Offer	New

## NATURAL

Code	SLRT02NA
Top Material	Solid Oak
Top Colour/Finish	Natural, Brushed, Matte Lacquered
Base Material	Solid Oak
Base Colour/Finish	Natural, Brushed, Matte Lacquered
Service Offer	New



# SLAB TABLE 200CM



Celebrating the natural beauty of oak, Slab is constructed in angular forms of inviting simplicity. Each piece has generous proportions, solid materiality and is softened with a gentle radius edge. Slab is made from solid oak, sourced from sustainably managed forests. The surface of the wood is deeply brushed to expose its natural grain. Slab tables come in different shapes and sizes.


Year of Design	2006
Product Weight	55.00kg
Certification	BS EN 15372: 2016 Level 2

## BLACK

Code	WOT10BL-M1
Top Material	Solid Oak
Top Colour/Finish	Black, Brushed, Matte Lacquered
Base Material	Solid Oak
Base Colour/Finish	Black, Brushed, Matte Lacquered
Service Offer	Collection

## NATURAL

Code	WOT10NA-M1
Top Material	Solid Oak
Top Colour/Finish	Natural, Brushed, Matte Lacquered
Base Material	Solid Oak
Base Colour/Finish	Natural, Brushed, Matte Lacquered
Service Offer	Collection



# SLAB TABLE 240CM



Celebrating the natural beauty of oak, Slab is constructed in angular forms of inviting simplicity. Each piece has generous proportions, solid materiality and is softened with a gentle radius edge. Slab is made from solid oak, sourced from sustainably managed forests. The surface of the wood is deeply brushed to expose its natural grain. Slab tables come in different shapes and sizes.

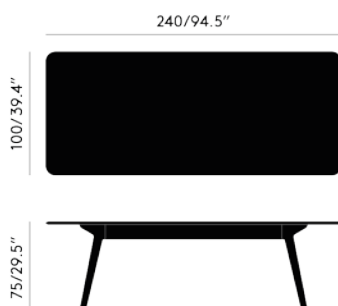
<b>Year of Design</b>	2019
<b>Product Weight</b>	70.00kg
<b>Certification</b>	BS EN 15372: 2016 Level 2

## BLACK

<b>Code</b>	WOT11BL-M1
<b>Top Material</b>	Solid Oak
<b>Top Colour/Finish</b>	Black, Brushed, Matte Lacquered
<b>Base Material</b>	Solid Oak
<b>Base Colour/Finish</b>	Black, Brushed, Matte Lacquered
<b>Service Offer</b>	Collection

## NATURAL

<b>Code</b>	WOT11NA-M1
<b>Top Material</b>	Solid Oak
<b>Top Colour/Finish</b>	Natural, Brushed, Matte Lacquered
<b>Base Material</b>	Solid Oak
<b>Base Colour/Finish</b>	Natural, Brushed, Matte Lacquered
<b>Service Offer</b>	Collection



# FAN TABLE 60CM



Fan is a modern take on the classical Windsor design. A British archetype converted to a contemporary silhouette, creating an exclamation mark in any space with a semi-transparent structure that takes up minimal visual mass. Crafted in oak or birch wood and formed from a series of machined wooden spindles, Fan tables feature a tapering, conical base and come with a marble table top.


Year of Design	2012
Product Weight	18.80kg
Certification	BS EN 15372: 2016 Level 2

## BLACK BASE, WHITE MARBLE

Top Code	TOPT01W
Top Material	Marble, Plywood
Top Colour/Finish	White, Polished
Base Code	FAB01BL
Base Material	Solid Birch
Base Colour/Finish	Black, Matte Lacquered
Service Offer	Collection

## BLACK BASE, PEBBLE MARBLE

Top Code	TOPT02PE
Top Material	Marble, Plywood
Top Colour/Finish	Natural, Polished
Base Code	FAB01BL
Base Material	Solid Birch
Base Colour/Finish	Black, Matte Lacquered
Service Offer	Collection



# FAN TABLE 60CM



Fan is a modern take on the classical Windsor design. A British archetype converted to a contemporary silhouette, creating an exclamation mark in any space with a semi-transparent structure that takes up minimal visual mass. Crafted in oak or birch wood and formed from a series of machined wooden spindles, Fan tables feature a tapering, conical base and come with a marble table top.

<b>Year of Design</b>	2012
<b>Product Weight</b>	18.80kg
<b>Certification</b>	BS EN 15372: 2016 Level 2

### NATURAL BASE, WHITE MARBLE


<b>Top Code</b>	TOPT01W
<b>Top Material</b>	Marble, Plywood
<b>Top Colour/Finish</b>	White, Polished
<b>Base Code</b>	FAB02NA
<b>Base Material</b>	Solid Oak
<b>Base Colour/Finish</b>	Natural, Matte Lacquered

**Service Offer** Collection

### NATURAL BASE, PEBBLE MARBLE

<b>Top Code</b>	TOPT02PE
<b>Top Material</b>	Marble, Plywood
<b>Top Colour/Finish</b>	Natural, Polished
<b>Base Code</b>	FAB02NA
<b>Base Material</b>	Solid Oak
<b>Base Colour/Finish</b>	Natural, Matte Lacquered

**Service Offer** Collection





# FAN TABLE 90CM



Fan is a modern take on the classical Windsor design. A British archetype converted to a contemporary silhouette, creating an exclamation mark in any space with a semi-transparent structure that takes up minimal visual mass. Crafted in oak or birch wood and formed from a series of machined wooden spindles, Fan tables feature a tapering, conical base and come with a marble table top.


Year of Design	2012
Product Weight	35.80kg
Certification	BS EN 15372: 2016 Level 2

## BLACK BASE, WHITE MARBLE

Top Code	TOPT04W
Top Material	Marble, Plywood
Top Colour/Finish	White, Polished
Base Code	FAB01BL
Base Material	Solid Birch
Base Colour/Finish	Black, Matte Lacquered
Service Offer	Collection

## BLACK BASE, PEBBLE MARBLE

Top Code	TOPT03PE
Top Material	Marble, Plywood
Top Colour/Finish	Natural, Polished
Base Code	FAB01BL
Base Material	Solid Birch
Base Colour/Finish	Black, Matte Lacquered
Service Offer	Collection



# FAN TABLE 90CM



Fan is a modern take on the classical Windsor design. A British archetype converted to a contemporary silhouette, creating an exclamation mark in any space with a semi-transparent structure that takes up minimal visual mass. Crafted in oak or birch wood and formed from a series of machined wooden spindles, Fan tables feature a tapering, conical base and come with a marble table top.

Year of Design	2012
Product Weight	35.80kg
Certification	BS EN 15372: 2016 Level 2

## NATURAL BASE, WHITE MARBLE

Top Code	TOPT04W
Top Material	Marble, Plywood
Top Colour/Finish	White, Polished
Base Code	FAB02NA
Base Material	Solid Oak
Base Colour/Finish	Natural, Matte Lacquered

Service Offer Collection

## NATURAL BASE, PEBBLE MARBLE

Top Code	TOPT03PE
Top Material	Marble, Plywood
Top Colour/Finish	Natural, Polished
Base Code	FAB02NA
Base Material	Solid Oak
Base Colour/Finish	Natural, Matte Lacquered

Service Offer Collection



# FLASH TABLE RECTANGLE



In true glam-rock fashion, Flash is part of our continued quest to create an ultra-reflective, theatrical surface which mirrors its surroundings. The tables in the family come in different finishes with a mirrored glass surface. Flash are moody singular statements that can be nested together as a three-tiered multi-level coffee table. Flash Table Rectangle is the tallest table in the family.

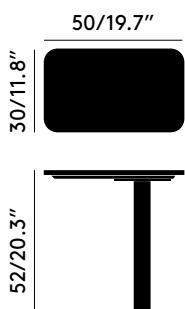
Year of Design	2009
Product Weight	11.20kg
Certification	BS EN 15372: 2016 Level 2

## BLACK

Code	FLT04BL
Top Material	Glass
Top Colour/Finish	Black, Polished
Base Material	Steel
Base Colour/Finish	Black, Gloss Powder Coat
Service Offer	Quick Ship

## BRASS

Code	FLT04BR
Top Material	Glass
Top Colour/Finish	Black, Polished
Base Material	Steel
Base Colour/Finish	Brass, Brushed, Plated
Service Offer	Quick Ship



# FLASH TABLE CIRCLE



In true glam-rock fashion, Flash is part of our continued quest to create an ultra-reflective, theatrical surface which mirrors its surroundings. The tables in the family come in different finishes with a mirrored glass surface. Flash are moody singular statements that can be nested together as a three-tiered multi-level coffee table. Flash Table Circle is the mid-height table in the family.

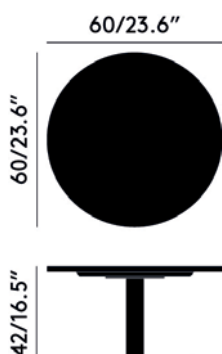
Year of Design 2009  
 Product Weight 14.70kg  
 Certification BS EN 15372: 2016 Level 2

## BLACK

Code FLT05BL  
 Top Material Glass  
 Top Colour/Finish Black, Polished  
 Base Material Steel  
 Base Colour/Finish Black, Gloss Powder Coat  
 Service Offer Quick Ship

## BRASS

Code FLT05BR  
 Top Material Glass  
 Top Colour/Finish Black, Polished  
 Base Material Steel  
 Base Colour/Finish Brass, Brushed, Plated  
 Service Offer Quick Ship



# FLASH TABLE SQUARE



In true glam-rock fashion, Flash is part of our continued quest to create an ultra-reflective, theatrical surface which mirrors its surroundings. The tables in the family come in different finishes with a mirrored glass surface. Flash are moody singular statements that can be nested together as a three-tiered multi-level coffee table. Flash Table Square is the lowest table in the family.


<b>Year of Design</b>	2009
<b>Product Weight</b>	27.00kg
<b>Certification</b>	BS EN 15372: 2016 Level 2

## BLACK

<b>Code</b>	FLT06BL
<b>Top Material</b>	Glass
<b>Top Colour/Finish</b>	Black, Polished
<b>Base Material</b>	Steel
<b>Base Colour/Finish</b>	Black, Gloss Powder Coat
<b>Service Offer</b>	Quick Ship

## BRASS

<b>Code</b>	FLT06BR
<b>Top Material</b>	Glass
<b>Top Colour/Finish</b>	Black, Polished
<b>Base Material</b>	Steel
<b>Base Colour/Finish</b>	Brass, Brushed, Plated
<b>Service Offer</b>	Quick Ship



# STONE TABLE RECTANGLE



A set of three crisp and smartly detailed side tables available in square, circle and rectangle designs. Stone Tables are available with a glossy black base and a stone top made of colourful marble mined from the Shandong and Fujian provinces of China. The pattern of the natural marble is due to the crustal movement changes in the process of lava extrusion, developed over millions of years.

Year of Design 2019  
Product Weight 15.10kg

## BLACK BASE, PEBBLE MARBLE

Code	STPE01BL
Top Material	Marble, Plywood
Top Colour/Finish	Black Pebble, Polished
Base Material	Steel
Base Colour/Finish	Black, Gloss Powder Coat
Service Offer	Collection



# STONE TABLE CIRCLE

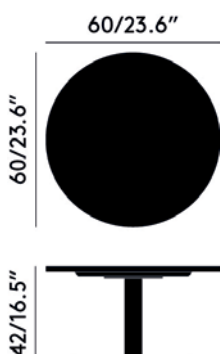


A set of three crisp and smartly detailed side tables available in square, circle and rectangle designs. Stone Tables are available with a glossy black base and a stone top made of colourful marble mined from the Shandong and Fujian provinces of China. The pattern of the natural marble is due to the crustal movement changes in the process of lava extrusion, developed over millions of years.

Year of Design 2019  
Product Weight 21.80kg

## BLACK BASE, PEBBLE MARBLE

Code	STPE02BL
Top Material	Marble, Plywood
Top Colour/Finish	Black Pebble, Polished
Base Material	Steel
Base Colour/Finish	Black, Gloss Powder Coat
Service Offer	Collection



# STONE TABLE SQUARE




A set of three crisp and smartly detailed side tables available in square, circle and rectangle designs. Stone Tables are available with a glossy black base and a stone top made of colourful marble mined from the Shandong and Fujian provinces of China. The pattern of the natural marble is due to the crustal movement changes in the process of lava extrusion, developed over millions of years.

Year of Design 2019  
Product Weight 45.20kg

## BLACK BASE, PEBBLE MARBLE

Code	STPE03BL
Top Material	Marble, Plywood
Top Colour/Finish	Black Pebble, Polished
Base Material	Steel
Base Colour/Finish	Black, Gloss Powder Coat
Service Offer	Collection





# TUBE DINING TABLE 60CM



Reductionist in form, Tube features a striking table base made from brass plated or gloss black powder coated tubing that supports a round table top to create a simple, sleek table for all occasions. The collection includes varying tube sizes and table tops in white or pebble marble.

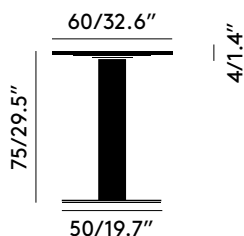
Year of Design	2017
Product Weight	33.40kg
Certification	BS EN 15372: 2016 Level 2

## BLACK BASE, WHITE MARBLE

Top Code	TOPT01W
Top Material	Marble, Plywood
Top Colour/Finish	White, Polished
Base Code	TUB03BL
Base Material	Steel
Base Colour/Finish	Black, Gloss Powder Coat
Service Offer	Collection

## BLACK BASE, PEBBLE MARBLE

Top Code	TOPT02PE
Top Material	Marble, Plywood
Top Colour/Finish	Natural, Polished
Base Code	TUB03BL
Base Material	Steel
Base Colour/Finish	Black, Gloss Powder Coat
Service Offer	Collection



# TUBE DINING TABLE 60CM



Reductionist in form, Tube features a striking table base made from brass plated or gloss black powder coated tubing that supports a round table top to create a simple, sleek table for all occasions. The collection includes varying tube sizes and table tops in white or pebble marble.

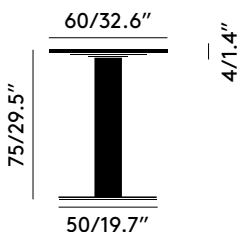
Year of Design	2017
Product Weight	33.40kg
Certification	BS EN 15372: 2016 Level 2

## BRASS BASE, WHITE MARBLE

Top Code	TOPT01W
Top Material	Marble, Plywood
Top Colour/Finish	White, Polished
Base Code	TUB03BR
Base Material	Steel
Base Colour/Finish	Brass, Brushed, Lacquered
Service Offer	Collection

## BRASS BASE, PEBBLE MARBLE

Top Code	TOPT02PE
Top Material	Marble, Plywood
Top Colour/Finish	Natural, Polished
Base Code	TUB03BR
Base Material	Steel
Base Colour/Finish	Brass, Brushed, Lacquered
Service Offer	Collection



# TUBE DINING TABLE 90CM



Reductionist in form, Tube features a striking table base made from brass plated or gloss black powder coated tubing that supports a round table top to create a simple, sleek table for all occasions. The collection includes varying tube sizes and table tops in white or pebble marble.

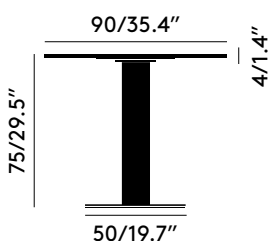
Year of Design	2017
Product Weight	50.40kg
Certification	BS EN 15372: 2016 Level 2

## BLACK BASE, WHITE MARBLE

Top Code	TOPT04W
Top Material	Marble, Plywood
Top Colour/Finish	White, Polished
Base Code	TUB03BL
Base Material	Steel
Base Colour/Finish	Black, Gloss Powder Coat
Service Offer	Collection

## BLACK BASE, PEBBLE MARBLE

Top Code	TOPT03PE
Top Material	Marble, Plywood
Top Colour/Finish	Natural, Polished
Base Code	TUB03BL
Base Material	Steel
Base Colour/Finish	Black, Gloss Powder Coat
Service Offer	Collection



# TUBE DINING TABLE 90CM



Reductionist in form, Tube features a striking table base made from brass plated or gloss black powder coated tubing that supports a round table top to create a simple, sleek table for all occasions. The collection includes varying tube sizes and table tops in white or pebble marble.

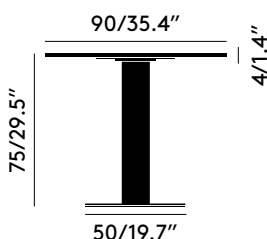
Year of Design	2017
Product Weight	50.40kg
Certification	BS EN 15372: 2016 Level 2

## BRASS BASE, WHITE MARBLE

Top Code	TOPT04W
Top Material	Marble, Plywood
Top Colour/Finish	White, Polished
Base Code	TUB03BR
Base Material	Steel
Base Colour/Finish	Brass, Brushed, Lacquered
Service Offer	Collection

## BRASS BASE, PEBBLE MARBLE

Top Code	TOPT03PE
Top Material	Marble, Plywood
Top Colour/Finish	Natural, Polished
Base Code	TUB03BR
Base Material	Steel
Base Colour/Finish	Brass, Brushed, Lacquered
Service Offer	Collection



# TUBE HIGH TABLE 60CM



Reductionist in form, Tube features a striking table base made from brass plated or gloss black powder coated tubing that supports a round table top to create a simple, sleek table for all occasions. The collection includes varying tube sizes and table tops in white or pebble marble.

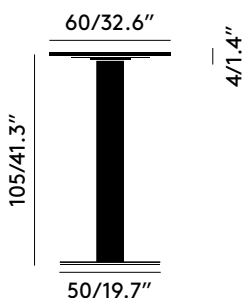
<b>Year of Design</b>	2019
<b>Product Weight</b>	35.50kg
<b>Certification</b>	BS EN 15372: 2016 Level 2

### BLACK BASE, WHITE MARBLE

<b>Top Code</b>	TOPT01W
<b>Top Material</b>	Marble, Plywood
<b>Top Colour/Finish</b>	White, Polished
<b>Base Code</b>	TUB04BL
<b>Base Material</b>	Steel
<b>Base Colour/Finish</b>	Black, Gloss Powder Coat
<b>Service Offer</b>	Collection

### BLACK BASE, PEBBLE MARBLE

<b>Top Code</b>	TOPT02PE
<b>Top Material</b>	Marble, Plywood
<b>Top Colour/Finish</b>	Natural, Polished
<b>Base Code</b>	TUB04BL
<b>Base Material</b>	Steel
<b>Base Colour/Finish</b>	Black, Gloss Powder Coat
<b>Service Offer</b>	Collection



# TUBE HIGH TABLE 60CM



Reductionist in form, Tube features a striking table base made from brass plated or gloss black powder coated tubing that supports a round table top to create a simple, sleek table for all occasions. The collection includes varying tube sizes and table tops in white or pebble marble.

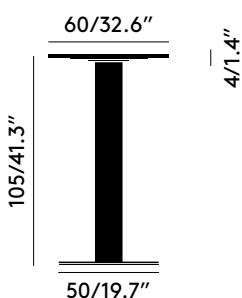
<b>Year of Design</b>	2019
<b>Product Weight</b>	35.50kg
<b>Certification</b>	BS EN 15372: 2016 Level 2

### BRASS BASE, WHITE MARBLE

<b>Top Code</b>	TOPT01W
<b>Top Material</b>	Marble, Plywood
<b>Top Colour/Finish</b>	White, Polished
<b>Base Code</b>	TUB04BR
<b>Base Material</b>	Steel
<b>Base Colour/Finish</b>	Brass, Brushed, Lacquered
<b>Service Offer</b>	Collection

### BRASS BASE, PEBBLE MARBLE

<b>Top Code</b>	TOPT02PE
<b>Top Material</b>	Marble, Plywood
<b>Top Colour/Finish</b>	Natural, Polished
<b>Base Code</b>	TUB04BR
<b>Base Material</b>	Steel
<b>Base Colour/Finish</b>	Brass, Brushed, Lacquered
<b>Service Offer</b>	Collection



# TUBE HIGH TABLE 90CM



Reductionist in form, Tube features a striking table base made from brass plated or gloss black powder coated tubing that supports a round table top to create a simple, sleek table for all occasions. The collection includes varying tube sizes and table tops in white or pebble marble.

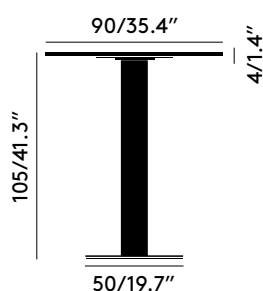
Year of Design	2019
Product Weight	52.30kg
Certification	BS EN 15372: 2016 Level 2

## BLACK BASE, WHITE MARBLE

Top Code	TOPT04W
Top Material	Marble, Plywood
Top Colour/Finish	White, Polished
Base Code	TUB04BL
Base Material	Steel
Base Colour/Finish	Black, Gloss Powder Coat
Service Offer	Collection

## BLACK BASE, PEBBLE MARBLE

Top Code	TOPT03PE
Top Material	Marble, Plywood
Top Colour/Finish	Natural, Polished
Base Code	TUB04BL
Base Material	Steel
Base Colour/Finish	Black, Gloss Powder Coat
Service Offer	Collection



# TUBE HIGH TABLE 90CM



Reductionist in form, Tube features a striking table base made from brass plated or gloss black powder coated tubing that supports a round table top to create a simple, sleek table for all occasions. The collection includes varying tube sizes and table tops in white or pebble marble.

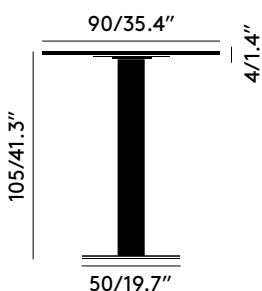
<b>Year of Design</b>	2019
<b>Product Weight</b>	52.30kg
<b>Certification</b>	BS EN 15372: 2016 Level 2

### BRASS BASE, WHITE MARBLE

<b>Top Code</b>	TOPT04W
<b>Top Material</b>	Marble, Plywood
<b>Top Colour/Finish</b>	White, Polished
<b>Base Code</b>	TUB04BR
<b>Base Material</b>	Steel
<b>Base Colour/Finish</b>	Brass, Brushed, Lacquered
<b>Service Offer</b>	Collection

### BRASS BASE, PEBBLE MARBLE

<b>Top Code</b>	TOPT03PE
<b>Top Material</b>	Marble, Plywood
<b>Top Colour/Finish</b>	Natural, Polished
<b>Base Code</b>	TUB04BR
<b>Base Material</b>	Steel
<b>Base Colour/Finish</b>	Brass, Brushed, Lacquered
<b>Service Offer</b>	Collection





# TUBE WIDE TABLE 120CM



Reductionist in form, Tube features a striking table base made from brass plated or gloss black powder coated tubing that supports a round table top to create a simple, sleek table for all occasions. The collection includes varying tube sizes and table tops in white or pebble marble.

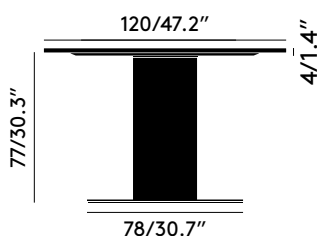
Year of Design	2019
Product Weight	118.00kg
Certification	BS EN 15372: 2016 Level 2

## BLACK BASE, WHITE MARBLE

Top Code	TOPT05W
Top Material	Marble, Plywood
Top Colour/Finish	White, Polished
Base Code	TUB02BL
Base Material	Steel
Base Colour/Finish	Black, Gloss Powder Coat
Service Offer	Collection

## BLACK BASE, PEBBLE MARBLE

Top Code	TOPT01PE
Top Material	Marble, Plywood
Top Colour/Finish	Natural, Polished
Base Code	TUB02BL
Base Material	Steel
Base Colour/Finish	Black, Gloss Powder Coat
Service Offer	Collection



# SCREW SIDE TABLE 60CM



Inspired by a rotating sculptor's table, Screw uses typical reinforcement details, like a piece of traditional workshop equipment. In a nod to London's industrial past, Screw is also made with materials and processes associated with the Industrial Revolution. Its rotating top on a threaded steel pole allows for adjustable height, while being sturdy and durable.

Year of Design	2015
Product Weight	28.00kg
Certification	BS EN 15372: 2016 Level 2

## BLACK BASE, WHITE MARBLE

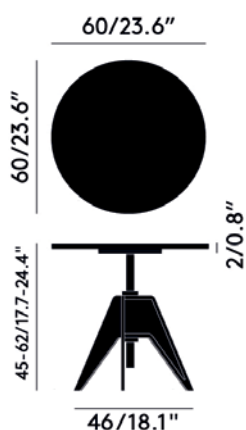
Top Code	TOPT01W
Top Material	Marble, Plywood
Top Colour/Finish	White, Polished
Base Code	SCB04
Base Material	Cast Iron, Steel
Base Colour/Finish	Black, Chrome, Matte Powder Coated

Service Offer Collection

## BLACK BASE, PEBBLE MARBLE

Top Code	TOPT02PE
Top Material	Marble, Plywood
Top Colour/Finish	Natural, Polished
Base Code	SCB04
Base Material	Cast Iron, Steel
Base Colour/Finish	Black, Chrome, Matte Powder Coated

Service Offer Collection



# SCREW CAFE TABLE 60CM



Inspired by a rotating sculptor’s table, Screw uses typical reinforcement details, like a piece of traditional workshop equipment. In a nod to London’s industrial past, Screw is also made with materials and processes associated with the Industrial Revolution. Its rotating top on a threaded steel pole allows for adjustable height, while being sturdy and durable.

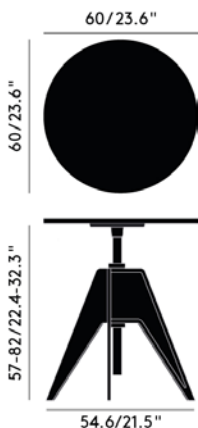
**Year of Design** 2007  
**Product Weight** 33.00kg  
**Certification** BS EN 15372: 2016 Level 2

### BLACK BASE, WHITE MARBLE

**Top Code** TOPT01W  
**Top Material** Marble, Plywood  
**Top Colour/Finish** White, Polished  
**Base Code** SCB03  
**Base Material** Cast Iron, Steel  
**Base Colour/Finish** Black, Chrome, Matte Powder Coated  
**Service Offer** Collection

### BLACK BASE, PEBBLE MARBLE

**Top Code** TOPT02PE  
**Top Material** Marble, Plywood  
**Top Colour/Finish** Natural, Polished  
**Base Code** SCB03  
**Base Material** Cast Iron, Steel  
**Base Colour/Finish** Black, Chrome, Matte Powder Coated  
**Service Offer** Collection



# SCREW CAFE TABLE 90CM



Inspired by a rotating sculptor's table, Screw uses typical reinforcement details, like a piece of traditional workshop equipment. In a nod to London's industrial past, Screw is also made with materials and processes associated with the Industrial Revolution. Its rotating top on a threaded steel pole allows for adjustable height, while being sturdy and durable.

Year of Design	2007
Product Weight	50.00kg
Certification	BS EN 15372: 2016 Level 2

## BLACK BASE, WHITE MARBLE

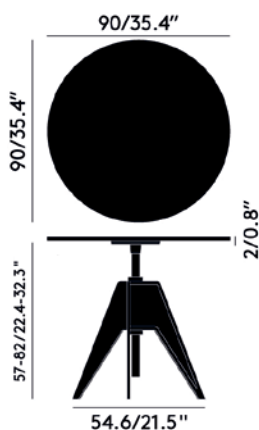
Top Code	TOPT04W
Top Material	Marble, Plywood
Top Colour/Finish	White, Polished
Base Code	SCB03
Base Material	Cast Iron, Steel
Base Colour/Finish	Black, Chrome, Matte Powder Coated

Service Offer Collection

## BLACK BASE, PEBBLE MARBLE

Top Code	TOPT03PE
Top Material	Marble, Plywood
Top Colour/Finish	Natural, Polished
Base Code	SCB03
Base Material	Cast Iron, Steel
Base Colour/Finish	Black, Chrome, Matte Powder Coated

Service Offer Collection



# SWIRL TABLE SMALL



Made from powdered residue from the marble industry, mixed with pigment and resin, Swirl is a series of stacked, geometric blocks that create functional sculptures. Due to the nature of the pigmentation and pouring process, each piece features a unique swirled pattern. Substantial in weight, smooth in texture and bold in pattern, Swirl will inject a fresh pop sensibility into any setting.

## MULTI

<b>Code</b>	SWST01
<b>Top Material</b>	Marble Powder, Resin
<b>Top Colour/Finish</b>	Blue, Polished
<b>Base Material</b>	Marble Powder, Resin
<b>Base Colour/Finish</b>	Black, White, Polished
<b>Service Offer</b>	Collection

<b>Year of Design</b>	2019
<b>Product Weight</b>	25.26kg



# SWIRL TABLE MEDIUM



Made from powdered residue from the marble industry, mixed with pigment and resin, Swirl is a series of stacked, geometric blocks that create functional sculptures. Due to the nature of the pigmentation and pouring process, each piece features a unique swirled pattern. Substantial in weight, smooth in texture and bold in pattern, Swirl will inject a fresh pop sensibility into any setting.

## MULTI

<b>Code</b>	SWST02-M1
<b>Top Material</b>	Marble Powder, Resin
<b>Top Colour/Finish</b>	Multi, Polished
<b>Base Material</b>	Marble Powder, Resin
<b>Base Colour/Finish</b>	White, Black, Polished
<b>Service Offer</b>	Collection

<b>Year of Design</b>	2019
<b>Product Weight</b>	26.00kg



# SWIRL TABLE LARGE



Made from powdered residue from the marble industry, mixed with pigment and resin, Swirl is a series of stacked, geometric blocks that create functional sculptures. Due to the nature of the pigmentation and pouring process, each piece features a unique swirled pattern. Substantial in weight, smooth in texture and bold in pattern, Swirl will inject a fresh pop sensibility into any setting.

## MULTI

<b>Code</b>	SWST03-M1
<b>Top Material</b>	Marble Powder, Resin
<b>Top Colour/Finish</b>	White, Black, Polished
<b>Base Material</b>	Marble Powder, Resin
<b>Base Colour/Finish</b>	White, Black, Polished
<b>Service Offer</b>	Collection

<b>Year of Design</b>	2019
<b>Product Weight</b>	30.60kg



# CORK ROUND TABLE 100CM

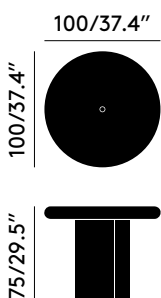


Traditionally used in nautical, construction, apparel and food applications, cork is the ultimate wonder material fit for the future. Here, the elasticity and sound absorption qualities of cork have been repurposed in a range of extremely fat-edged and chubby silhouette furniture. Combined with its natural beauty, Cork is a unique set of expressive minimalist furniture with superior functionality.

Year of Design 2020  
Product Weight 70.00kg

## NATURAL

<b>Code</b>	CFRT02-M1
<b>Top Material</b>	Cork, MDF, Plywood, Timber
<b>Top Colour/Finish</b>	Brown, Matte Oiled
<b>Base Material</b>	Cork, MDF, Plywood, Timber
<b>Base Colour/Finish</b>	Brown, Matte Oiled
<b>Service Offer</b>	Collection





# CORK ROUND TABLE 120CM

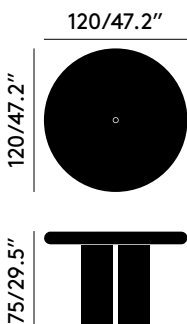


Traditionally used in nautical, construction, apparel and food applications, cork is the ultimate wonder material fit for the future. Here, the elasticity and sound absorption qualities of cork have been repurposed in a range of extremely fat-edged and chubby silhouette furniture. Combined with its natural beauty, Cork is a unique set of expressive minimalist furniture with superior functionality.

Year of Design 2020  
Product Weight 94.00kg

## NATURAL

<b>Code</b>	CFRT01-M1
<b>Top Material</b>	Cork, MDF, Plywood, Timber
<b>Top Colour/Finish</b>	Brown, Matte Oiled
<b>Base Material</b>	Cork, MDF, Plywood, Timber
<b>Base Colour/Finish</b>	Brown, Matte Oiled
<b>Service Offer</b>	Collection



# CORK TABLE 300CM

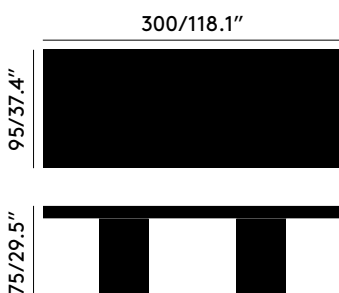


Traditionally used in nautical, construction, apparel and food applications, cork is the ultimate wonder material fit for the future. Here, the elasticity and sound absorption qualities of cork have been repurposed in a range of extremely fat-edged and chubby silhouette furniture. Combined with its natural beauty, Cork is a unique set of expressive minimalist furniture with superior functionality.

**Year of Design** 2020  
**Product Weight** 119.00kg  
**Certification** BS EN 15372: 2016 Level 1

## NATURAL

**Code** CFCT01-M1  
**Top Material** Cork, MDF, Plywood, Timber  
**Top Colour/Finish** Brown, Matte Oiled  
**Base Material** Cork, MDF, Plywood, Timber  
**Base Colour/Finish** Brown, Matte Oiled  
**Service Offer** Collection









**UPHOLSTERY**

# FAT QUICKSHIP



The Fat Dining, Fat Lounge Chair and Fat Stool 75cm are part of the Quickship program, which are upholstered in Kvadrat Hallingdal 65 (0190) and available for immediate delivery.

<b>Year of Design</b>	2018
<b>Material</b>	Fabric, Foam, Plywood, MDF, Steel
<b>Foam Certification</b>	BS 5852 Part 2: 1982 ignition source 5 (UK Sch 1 Part 1)
<b>Fabric Certification</b>	BS 5852: Clause 11: 2006 (2011) source 5
<b>Certification</b>	BS EN 16139: 2013 Level 1

### DINING CHAIR

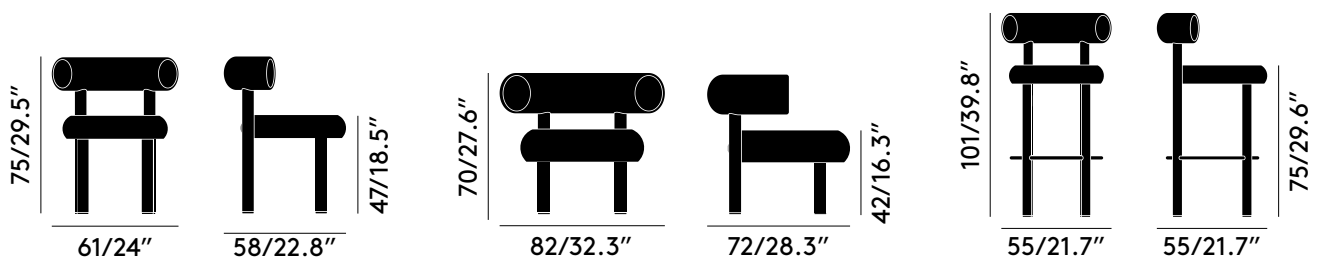
<b>Code</b>	FATDC01HA0190BL
<b>Fabric Colour</b>	Black (0190)
<b>Fabric Type</b>	Hallingdal 65
<b>Leg Colour</b>	Black
<b>Leg Finish</b>	Gloss
<b>Service Offer</b>	Quick Ship

### LOUNGE CHAIR

<b>Code</b>	FATLC01HA0190BL
<b>Fabric Colour</b>	Black (0190)
<b>Fabric Type</b>	Hallingdal 65
<b>Leg Colour</b>	Black
<b>Leg Finish</b>	Gloss
<b>Service Offer</b>	Quick Ship

### STOOL 75CM

<b>Code</b>	FATS01HA0190BL
<b>Fabric Colour</b>	Black (0190)
<b>Fabric Type</b>	Hallingdal 65
<b>Leg Colour</b>	Black
<b>Leg Finish</b>	Gloss
<b>Service Offer</b>	Quick Ship

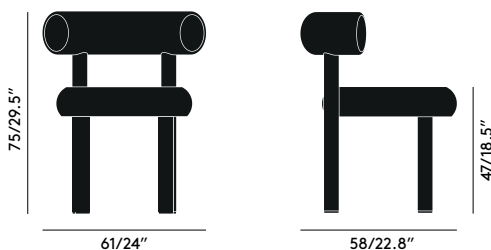


# FAT DINING CHAIR



Fat is designed to hug the body and allow for multiple sitting positions. The extreme simplicity of the components is a testament to form following function, whilst maintaining a humorous silhouette. Quite a balancing act! Fat is made from moulded foam, wrapped in upholstery by experienced craftsmen, and comes with metal legs in high gloss black lacquer.

<b>Year of Design</b>	2018
<b>Product Weight</b>	13kg
<b>Spares</b>	Glide - Ackurat part no SF458M816S
<b>Material</b>	Fabric, Foam, Plywood, MDF, Steel
<b>Foam Certification</b>	BS 5852 Part 2: 1982 ignition source 5 (UK Sch 1 Part 1)
<b>Certification</b>	BS EN 16139: 2013 Level 1
<b>Fabric Consumption</b>	1.2m
<b>Leather Consumption</b>	2sqm



## COLLECTION FABRICS

### How to order

Item code + Fabric code + Fabric colour code + Leg colour code eg: WBC04HE0130BL

### Item Code

FATDC01

### Fabric Code

Kvadrat Hero 2 - HE  
Kvadrat Melange Nap - MN  
Kvadrat Divina Melange 3 - DI  
Kvadrat Hallingdal 65 - HA  
Febrik Gentle 2 - GE  
Sahco Elle - EL

### Fabric Colour Code

For colour codes see Upholstery Guide

### Leg Colour Code

Black - BL

**Service Offer** Collection

## TAILOR MADE FABRIC AND LEATHER

### How to order

Please see Upholstery Guide

### Tailor Made Fabric Code

FATDC01BLTMF

### Tailor Made Leather Code

FATDC01BLTML

### Leg Colour Code

Black - BL

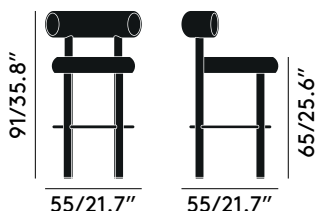
**Service Offer** Tailor Made

# FAT STOOL 65CM



Fat is designed to hug the body and allow for multiple sitting positions. The extreme simplicity of the components is a testament to form following function, whilst maintaining a humorous silhouette. Quite a balancing act! Fat is made from moulded foam, wrapped in upholstery by experienced craftsmen, and comes with metal legs in high gloss black lacquer.

<b>Year of Design</b>	2019
<b>Product Weight</b>	13kg
<b>Spares</b>	Glide - Ackurat part no SF357M816S
<b>Material</b>	Fabric, Foam, Plywood, MDF, Steel
<b>Foam Certification</b>	BS 5852 Part 2: 1982 ignition source 5 (UK Sch 1 Part 1)
<b>Certification</b>	BS EN 16139: 2013 Level 1
<b>Fabric Consumption</b>	1m
<b>Leather Consumption</b>	1.8sqm



## COLLECTION FABRICS

### How to order

Item code + Fabric code + Fabric colour code + Leg colour code eg: WBC04HE0130BL

### Item Code

FATS02

### Fabric Code

Kvadrat Hero 2 - HE

Kvadrat Melange Nap - MN

Kvadrat Divina Melange 3 - DI

Kvadrat Hallingdal 65 - HA

Febrik Gentle 2 - GE

Sahco Elle - EL

### Fabric Colour Code

For colour codes see Upholstery Guide

### Leg Colour Code

Black - BL

**Service Offer** Collection

## TAILOR MADE FABRIC AND LEATHER

### How to order

Please see Upholstery Guide

### Tailor Made Fabric Code

FATS02BLTMF

### Tailor Made Leather Code

FATS02BLTML

### Leg Colour Code

Black - BL

**Service Offer** Tailor Made

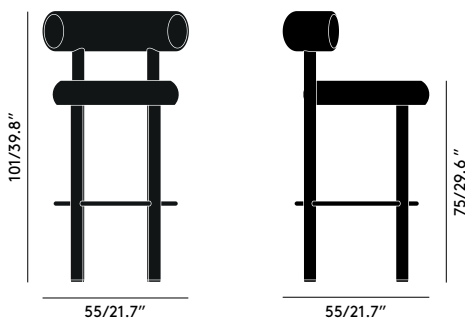


# FAT STOOL 75CM



Fat is designed to hug the body and allow for multiple sitting positions. The extreme simplicity of the components is a testament to form following function, whilst maintaining a humorous silhouette. Quite a balancing act! Fat is made from moulded foam, wrapped in upholstery by experienced craftsmen, and comes with metal legs in high gloss black lacquer.

<b>Year of Design</b>	2019
<b>Product Weight</b>	13kg
<b>Spares</b>	Glide - Ackurat part no SF357M816S
<b>Material</b>	Fabric, Foam, Plywood, MDF, Steel
<b>Foam Certification</b>	BS 5852 Part 2: 1982 ignition source 5 (UK Sch 1 Part 1)
<b>Certification</b>	BS EN 16139: 2013 Level 1
<b>Fabric Consumption</b>	1m
<b>Leather Consumption</b>	1.8sqm



## COLLECTION FABRICS

### How to order

Item code + Fabric code + Fabric colour code + Leg colour code eg: WBC04HE0130BL

### Item Code

FATS01

### Fabric Code

Kvadrat Hero 2 - HE  
Kvadrat Melange Nap - MN  
Kvadrat Divina Melange 3 - DI  
Kvadrat Hallingdal 65 - HA  
Febrik Gentle 2 - GE  
Sahco Elle - EL

### Fabric Colour Code

For colour codes see Upholstery Guide

### Leg Colour Code

Black - BL

**Service Offer** Collection

## TAILOR MADE FABRIC AND LEATHER

### How to order

Please see Upholstery Guide

### Tailor Made Fabric Code

FATS01BLTMF

### Tailor Made Leather Code

FATS01BLTML

### Leg Colour Code

Black - BL

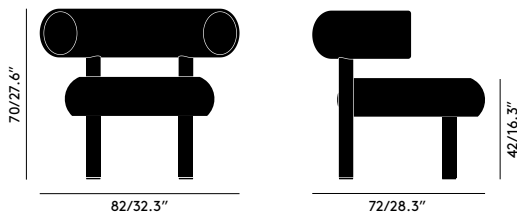
**Service Offer** Tailor Made

# FAT LOUNGE CHAIR



Fat is designed to hug the body and allow for multiple sitting positions. The extreme simplicity of the components is a testament to form following function, whilst maintaining a humorous silhouette. Quite a balancing act! Fat is made from moulded foam, wrapped in upholstery by experienced craftsmen, and comes with metal legs in high gloss black lacquer.

<b>Year of Design</b>	2018
<b>Product Weight</b>	19kg
<b>Spares</b>	Glide - Ackurat part no SF458M816S
<b>Material</b>	Fabric, Foam, Plywood, MDF, Steel
<b>Foam Certification</b>	BS 5852 Part 2: 1982 ignition source 5 (UK Sch 1 Part 1)
<b>Certification</b>	BS EN 16139: 2013 Level 1
<b>Fabric Consumption</b>	1.7m
<b>Leather Consumption</b>	2.65sqm



## COLLECTION FABRICS

### How to order

Item code + Fabric code + Fabric colour code + Leg colour code eg: WBC04HE0130BL

### Item Code

FATLC01

### Fabric Code

Kvadrat Hero 2 - HE

Kvadrat Melange Nap - MN

Kvadrat Divina Melange 3 - DI

Kvadrat Hallingdal 65 - HA

Febrik Gentle 2 - GE

Sahco Elle - EL

### Fabric Colour Code

For colour codes see Upholstery Guide

### Leg Colour Code

Black - BL

**Service Offer** Collection

## TAILOR MADE FABRIC AND LEATHER

### How to order

Please see Upholstery Guide

### Tailor Made Fabric Code

FATLC01BLTMF

### Tailor Made Leather Code

FATLC01BLTML

### Leg Colour Code

Black - BL

**Service Offer** Tailor Made

# WINGBACK QUICKSHIP

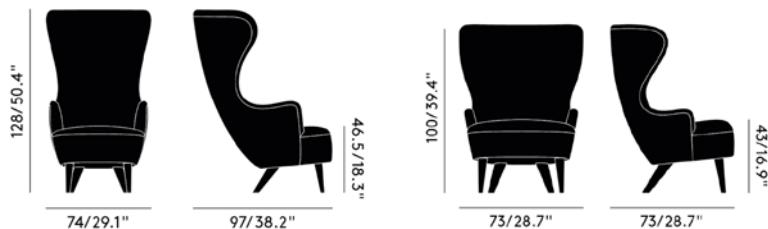


The Wingback Chair and Wingback Micro Chair are part of the Quickship program, which are upholstered in Kvadrat Febrik Gentle 2 (0193) and available for immediate delivery.

<b>Year of Design</b>	2007
<b>Material</b>	Fabric, Foam, Oak, Steel
<b>Foam Certification</b>	BS 5852 Part 2: 1982 ignition source 5 (UK Sch 1 Part 1)
<b>Fabric Certification</b>	BS 5852: Part 1 1979 (UK Sch 4 Part 1, Sch 5 Part 1)
<b>Certification</b>	BS EN 16139: 2013 Level 1/2

<b>CHAIR</b>	
<b>Code</b>	WBC04GE0193BL
<b>Fabric Colour</b>	Black (0193)
<b>Fabric Type</b>	Gentle 2
<b>Leg Colour</b>	Black
<b>Leg Finish</b>	Matt
<b>Service Offer</b>	Quick Ship

<b>MICRO CHAIR</b>	
<b>Code</b>	WBC05GE0193BL
<b>Fabric Colour</b>	Black (0193)
<b>Fabric Type</b>	Gentle 2
<b>Leg Colour</b>	Black
<b>Leg Finish</b>	Matt
<b>Service Offer</b>	Quick Ship



# WINGBACK MICRO CHAIR



Wingback is a nod to 17th century English wingback and balloon back archetypes, re-thought and updated for the 21st century. Its recognisable silhouette with expressive sweeping curves is formed through a hard sculptural foam shell, concealing a steel frame with a modelled plywood base. It is then covered with cut foam and given a pocket-sprung seat cushion for maximum comfort.

<b>Year of Design</b>	2007
<b>Product Weight</b>	29kg
<b>Material</b>	Fabric, Foam, Oak, Steel
<b>Foam Certification</b>	BS 5852 Part 2: 1982 ignition source 5 (UK Sch 1 Part 1)
<b>Certification</b>	BS EN 16139: 2013 Level 1
<b>Fabric Consumption</b>	2.8m
<b>Leather Consumption</b>	5.5sqm



## COLLECTION FABRICS

### How to order

Item code + Fabric code + Fabric colour code + Leg colour code eg: WBC04HE0130BL

### Item Code

WBC05

### Fabric Code

Kvadrat Hero 2 - HE  
Kvadrat Melange Nap - MN  
Kvadrat Divina Melange 3 - DI  
Kvadrat Hallingdal 65 - HA  
Febrik Gentle 2 - GE  
Sahco Elle - EL

### Fabric Colour Code

For colour codes see Upholstery Guide

### Leg Colour Code

Black - BL

**Service Offer** Collection

## TAILOR MADE FABRIC AND LEATHER

### How to order

Please see Upholstery Guide

### Tailor Made Fabric Code

WBC05BLTMF

### Tailor Made Leather Code

WBC05BLTML

### Leg Colour Code

Black - BL

**Service Offer** Tailor Made

# WINGBACK CHAIR



Wingback is a nod to 17th century English wingback and balloon back archetypes, re-thought and updated for the 21st century. Its recognisable silhouette with expressive sweeping curves is formed through a hard sculptural foam shell, concealing a steel frame with a modelled plywood base. It is then covered with cut foam and given a pocket-sprung seat cushion for maximum comfort.

<b>Year of Design</b>	2007
<b>Product Weight</b>	34kg
<b>Material</b>	Fabric, Foam, Oak, Steel
<b>Foam Certification</b>	BS 5852 Part 2: 1982 ignition source 5 (UK Sch 1 Part 1)
<b>Certification</b>	BS EN 16139: 2013 Level 2
<b>Fabric Consumption</b>	4.2m
<b>Leather Consumption</b>	10sqm



## COLLECTION FABRICS

### How to order

Item code + Fabric code + Fabric colour code + Leg colour code eg: WBC04HE0130BL

### Item Code

WBC04

### Fabric Code

Kvadrat Hero 2 - HE  
Kvadrat Melange Nap - MN  
Kvadrat Divina Melange 3 - DI  
Kvadrat Hallingdal 65 - HA  
Febrik Gentle 2 - GE  
Sahco Elle - EL

### Fabric Colour Code

For colour codes see Upholstery Guide

### Leg Colour Code

Black - BL

**Service Offer** Collection

## TAILOR MADE FABRIC AND LEATHER

### How to order

Please see Upholstery Guide

### Tailor Made Fabric Code

WBC04BLTMF

### Tailor Made Leather Code

WBC04BLTML

### Leg Colour Code

Black - BL

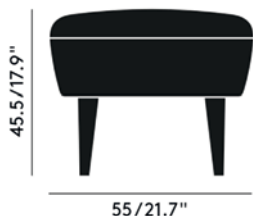
**Service Offer** Tailor Made

# WINGBACK OTTOMAN



Wingback is a nod to 17th century English wingback and balloon back archetypes, re-thought and updated for the 21st century. Fully upholstered and a functional sculpture on its own, Wingback Ottoman is the perfect companion to the Wingback chairs.

<b>Year of Design</b>	2007
<b>Product Weight</b>	9kg
<b>Material</b>	Fabric, Foam, Oak, Steel
<b>Foam Certification</b>	BS 5852 Part 2: 1982 ignition source 5 (UK Sch 1 Part 1)
<b>Certification</b>	BS EN 16139: 2013 Level 1
<b>Fabric Consumption</b>	1m
<b>Leather Consumption</b>	2.5sqm



## COLLECTION FABRICS

### How to order

Item code + Fabric code + Fabric colour code + Leg colour code eg: WBC04HE0130BL

### Fabric Code

Kvadrat Hero 2 - HE  
Kvadrat Melange Nap - MN  
Kvadrat Divina Melange 3 - DI  
Kvadrat Hallingdal 65 - HA  
Febrik Gentle 2 - GE  
Sahco Elle - EL

### Fabric Colour Code

For colour codes see Upholstery Guide

### Leg Colour Code

Black - BL

**Service Offer** Collection

## TAILOR MADE FABRIC AND LEATHER

### How to order

Please see Upholstery Guide

### Tailor Made Fabric Code

WBO01BLTMF

### Tailor Made Leather Code

WBO01BLTML

### Leg Colour Code

Black - BL

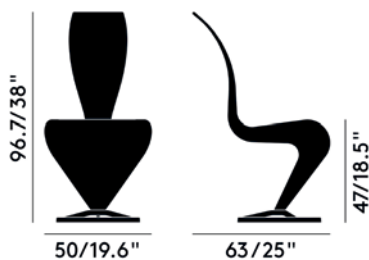
**Service Offer** Tailor Made

# S CHAIR



Born in Dixon's 80's London workshop, the S Chair has been re-engineered with the form now moulded in an industrial hard/soft foam with a pure wool cover. The instantly recognisable serpentine curves are more comfortable and ergonomically active than ever. It sits proudly on its steering-wheel inspired cast iron base, presenting itself with an overall striking pop-art silhouette.

<b>Year of Design</b>	2017
<b>Product Weight</b>	7.5kg
<b>Material</b>	Fabric, Foam, Cast Iron
<b>Foam Certification</b>	BS 5852 Part 2: 1982 ignition source 5 (UK Sch 1 Part 1)
<b>Fabric Consumption</b>	1.7m
<b>Leather Consumption</b>	2.61sqm



## COLLECTION FABRICS

### How to order

Item code + Fabric code + Fabric colour code + Leg colour code eg: WBC04HE0130BL

### Item Code

S-CHAI01

### Fabric Code

Kvadrat Hero 2 - HE

Kvadrat Melange Nap - MN

Kvadrat Divina Melange 3 - DI

Kvadrat Hallingdal 65 - HA

Febrik Gentle 2 - GE

Sahco Elle - EL

### Fabric Colour Code

For colour codes see Upholstery Guide

**Service Offer** Tailor Made

## TAILOR MADE FABRIC AND LEATHER

### How to order

Please see Upholstery Guide

### Tailor Made Fabric Code

S-CHAI01TMF

### Tailor Made Leather Code

S-CHAI01TML

**Service Offer** Tailor Made

# BIRD CHAISE



The rare and unusual furniture typology of the rocking chaise-longue is explored here in a monolithic form, carefully balanced to encourage a gentle rocking motion with its soft curves and reduced silhouette. The Bird Chaise is a bold sculptural statement that is destined to bring unexpected colour and shape, movement and comfort into any space.

<b>Year of Design</b>	1990
<b>Product Weight</b>	40kg
<b>Material</b>	Fabric, Foam, Plywood, Steel
<b>Foam Certification</b>	BS 5852 Part 2: 1982 ignition source 5 (UK Sch 1 Part 1)
<b>Certification</b>	BS EN 16139: 2013 Level 1
<b>Fabric Consumption</b>	3.6m
<b>Leather Consumption</b>	7.31sqm



## COLLECTION FABRICS

### How to order

Item code + Fabric code + Fabric colour code + Leg colour code eg: WBC04HE0130BL

### Item Code

BIRDCH01

### Fabric Code

Kvadrat Hero 2 - HE  
Kadrat Melange Nap - MN  
Kvadrat Divina Melange 3 - DI  
Kvadrat Hallingdal 65 - HA  
Febrik Gentle 2 - GE  
Sahco Elle - EL

### Fabric Colour Code

For colour codes see Upholstery Guide

**Service Offer** Tailor Made

## TAILOR MADE FABRIC AND LEATHER

### How to order

Please see Upholstery Guide

### Tailor Made Fabric Code

BIRDCH01TMF

### Tailor Made Leather Code

BIRDCH01TML

**Service Offer** Tailor Made




















**FURNITURE ADDENDUM**

SCREW AND FAN BASES WITH MARBLE TOPS

				
	Screw Café Base SCB03	Screw Side Base SCB04	Fan Natural Base FAB02NA	Fan Black Base FAB01BL
Marble Top 60cm Round White TOPT01W 	•	•	•	•
Marble Top 90cm Round White TOPT04W 	•		•	•
Pebble Marble Top 60cm Black TOPT02PE 	•	•	•	•
Pebble Marble Top 90cm Black TOPT03PE 	•		•	•

TUBE BASES WITH MARBLE TOPS

					
	Tube Base Black TUB03BL	Tube Base Brass TUB03BR	Tube Base High Black TUB04BL	Tube Base High Brass TUB04BR	Tube Base Wide Black TUB02BL
Marble Top 60cm Round White TOPT01W 	•	•	•	•	
Marble Top 90cm Round White TOPT04W 	•	•	•	•	
Marble Top 120cm Round White TOPT05W 					•
Pebble Marble Top 60cm Black TOPT02PE 	•	•	•	•	
Pebble Marble Top 90cm Black TOPT03PE 	•	•	•	•	
Pebble Marble Top 120cm Black TOPT01PE 					•

## SLAB FINISHES GUIDE

Celebrating the natural beauty of oak, the Slab collection is a robust piece constructed in angular forms of inviting simplicity. Each piece has generous proportions, solid materiality and is softened with a gently radiused edge. The Slab family is made from solid oak, sourced from sustainably managed forests. The surface of the wood is deeply brushed to expose the grain, available in a natural finish, a black lacquer or fumed oak.

Due to the nature of wood, each piece is unique and grain variations can be seen within the surface of the same product. This is a natural property of wood and is to be expected.

Our Slab Tables, Chair & Stool have a brushed surface and can appear slightly different when side-to-side.

Our Slab Desks have a non-brushed surfaces to allow use as a writing desk, but can still have a slight texture and will vary from product to product.

All Slab products are finished with a clear, matte lacquer to help protect the surface finish. Due to wear and tear or misuse, scratches or marks can appear in the black paint. A black touch-up can be ordered from [customerservices@tomdixon.net](mailto:customerservices@tomdixon.net)

## TABLES, CHAIRS & STOOLS

### NATURAL



Oak, wire brushed

### BLACK




## DESKS

### NATURAL



Finger jointed oak, non-brushed

### BLACK




### FUMED




## HERO 2




HE 0102




HE 0152




HE 0162



HE 0182



HE 0191



HE 0192



HE 0202



HE 0212



HE 0242



HE 0312




HE 0352



HE 0372



HE 0392



HE 0422



HE 0432




HE 0512



HE 0542




HE 0552



HE 0582




HE 0622



HE 0652



HE 0662




HE 0672



HE 0732



HE 0742



HE 0752




HE 0772



HE 0782




HE 0862




HE 0882




HE 0912




HE 0932



HE 0942



HE 0962



HE 0991

## HERO 2

PATRICIA URQUIOLA

Unicoloured Hero 2 is a full-bodied upholstery textile designed by Patricia Urquiola. A new iteration of Hero, it is characterised by its soft texture and exceptional colour richness, and comes in a sporty new palette comprising over 30 nuances.

Hero 2 exemplifies Kvadrat's commitment to Conscious Design Principles. It is primarily woven from wool, a renewable resource, and is re-engineered to contain recycled nylon instead of virgin nylon. Consequently, it is suitable for recycling.

The expansive new palette for Hero 2 showcases Patricia Urquiola's singular approach to colour design. It comprises a dynamic scale of subtle yet vibrant hues inspired by nature that explore tonal associations, including a series of non-traditional interpretations of red.


<b>Type</b>	Upholstery
<b>Composition</b>	97% new wool, 3% recycled nylon
<b>Yarn Type</b>	Worsted
<b>Binding</b>	Plain
<b>Width</b>	Approx. 140 cm (Approx. 55")
<b>Weight</b>	580 g/m <sup>2</sup> (18.71 oz/sq ft)
<b>Repeat</b>	None
<b>Cleaning</b>	Vacuum clean frequently, ideally every week. Remove stains as soon as they occur, with clean warm water or sparkling water. Extraction clean when necessary. Extraction cleaning might dissolve water-based glue. Pay attention to temperature and amount of cleaning fluid.
<b>Abrasion</b>	Approx. 60.000 Martindale rubs, EN ISO 12947
<b>Pilling</b>	Note 3-4, EN ISO 12945
<b>Lightfastness</b>	Note 6-7 ISO 105-B02
<b>Fastness to Rubbing</b>	Dry note 4-5 ISO 105-X12 Wet note 4-5 ISO 105-X12
<b>Flame resistance</b>	AS/NZS 3837 class 2 ASTM E84 Class A Unadhered ASTM E84 Class B Adhered BS 5852 crib 5 with treatment BS 5852 ignition source 3 BS 5852 part 1 EN 1021-1/2 EN 13501 B-s2, d0 wrapped, with treatment IMO FTP Code 2010 Part 8 NF D 60 013 SN 198 898 5.3 with treatment UNI 9175 11M US Cal. Bull. 117-2013

Colour difference may occur


**DIVINA MELANGE 3**




DM 0120



DM 0147



DM 0170



DM 0180




DM 0227



DM 0237



DM 0260




DM 0277




DM 0280




DM 0367




DM 0427




DM 0457



DM 0467



DM 0471



DM 0517



DM 0527




DM 0547



DM 0557




DM 0567



DM 0571



DM 0581



DM 0597




DM 0617




DM 0620




DM 0647




DM 0677




DM 0687




DM 0731




DM 0747




DM 0757




DM 0777



DM 0787




DM 0821



DM 0871




DM 0917



DM 0937



DM 0967



DM 0977



## DIVINA MELANGE 3

FINN SKÖDT

Divina Melange 3 is a vibrant piece-dyed woollen upholstery textile reminiscent of felt. Cheerfully simple, it comes in a fresh, versatile palette by artist and designer Finn Sködt.

Compact, comfortable and extremely smooth, Divina Melange 3 expresses colours and the shape of furniture particularly well. It is constructed by weaving the yarn in a simple binding after which it is subjected to pressure and high temperatures. This milling process, which is often associated with fine tailoring, transforms the material from coarse to a soft and uniform, felt-like surface.

Produced by piece-dyeing a dark or light grey melange, the textile's colour palette perfectly reflects Finn Sködt's pure aesthetic. The new colour scale combines signature nuances, such as hot pink, forest green and Finn Sködt's favourite ultramarine, together with chalky notes and neutral shades. These are meticulously picked from the designer's extensive colour library of hand-painted samples, documenting the colours that he has used in his paintings for decades.

Unlike previous editions of Divina Melange, the new colourways go beyond pairs of light and dark versions of the same colour. Instead, they combine pairs of complimentary yet different tones to deliver a greater degree of diversity.

Divina Melange 3 is versatile and hard-wearing. Consequently, it is suitable for both public and private spaces alike.

<b>Type</b>	Upholstery
<b>Composition</b>	100% new wool
<b>Yarn Type</b>	Woolen yarn
<b>Binding</b>	Broken Twill
<b>Width</b>	Approx. 150 cm (Approx. 59")
<b>Weight</b>	840 g/m <sup>2</sup> (27.09 oz/sq ft)
<b>Repeat</b>	None
<b>Cleaning</b>	Do not bleach. Tumble drying possible. Professional dry cleaning with tetrachloroethylene, normal process. Iron at medium temperature (max. 150°C). Do not wash
<b>Abrasion</b>	Approx. 45,000 Martindale rubs, EN ISO 12947
<b>Pilling</b>	Note 3, EN ISO 12945
<b>Lightfastness</b>	Note 6-7 ISO 105-B02
<b>Fastness to Rubbing</b>	Dry note 5 ISO 105-X12 Wet note 3-5 ISO 105-X12
<b>Flame resistance</b>	AS/NZS 1530.3 BS 5852 part 1 BS 5867 part 2 type B IMO FTP Code 2010 Part 8 NF D 60 013 NFPA 260 SN 198 898 5.3 with treatment UNI 9175 11M US Cal. Bull. 117-2013 EN 1021-1/2 Chinese GB 50222B1 with treatment ÖNORM B1/Q1 ASTM E84 Class B Unadhered ASTM E84 Class A Adhered CAN ULC S109 with treatment EN 13501 B-s2, d0 with treatment BS 5852 crib 5 with treatment
	Other fibers may occur in light colours Colour difference may occur

MELANGE NAP



MN 0111



MN 0171



MN 0191



MN 0211



MN 0221



MN 0241



MN 0271



MN 0321



MN 0351




MN 0371



MN 0411




MN 0441



MN 0461



MN 0491



MN 0521



MN 0551



MN 0651



MN 0691



MN 0711



MN 0751



MN 0771



MN 0791




MN 0871



MN 0911



MN 0951



MN 0991

## MELANGE NAP

AKIRA MINAGAWA

Melange Nap is a woollen upholstery textile characterised by exceptional depth of colour and surprising details. Designed by Akira Minagawa, it offers a distinctively unique melange expression.

Extremely soft yet durable, Melange Nap appears to be brushed. It is constructed with a unicoloured and a melange yarn, which creates a graphic pattern of tiny dots that play across its surface.

The volume of details that emerges from the surface of Melange Nap depends on the contrast between the yarns. Some of the darker colourways almost appear unicoloured whereas others have an intriguing multi-coloured look.

Akira Minagawa: 'Melange Nap transforms an interior into 'scenery' within its space. The colour compositions are inspired by six elements from the natural world: Forest, Sun, Ocean, Minerals, Earth, and Dune. Each expression of the textile harmonises with its surroundings in an individual way, while creating a sense of the peace that comes from nature.'

Suitable for public and private spaces, Melange Nap comes in a number of colours derived from upholstery textile Forest Nap, also designed by Akira Minagawa. Consequently, they combine particularly well.

<b>Type</b>	Upholstery
<b>Composition</b>	97% new wool, 3% nylon
<b>Yarn Type</b>	Worsted spun
<b>Binding</b>	Plain
<b>Width</b>	Approx. 140 cm (Approx. 55")
<b>Weight</b>	440 g/m <sup>2</sup> (14.19 oz/sq ft)
<b>Repeat</b>	None
<b>Cleaning</b>	Vacuum clean frequently, ideally every week. Remove stains as soon as they occur, with clean warm water or sparkling water. Extraction clean when necessary. Extraction cleaning might dissolve water-based glue. Pay attention to temperature and amount of cleaning fluid.
<b>Abrasion</b>	Approx. 60.000 Martindale rubs, EN ISO 12947
<b>Pilling</b>	Note 3-4, EN ISO 12945
<b>Lightfastness</b>	Note 6-7 ISO 105-B02
<b>Fastness to Rubbing</b>	Dry note 4-5 ISO 105-X12 Wet note 4-5 ISO 105-X12
<b>Flame resistance</b>	AS/NZS 3837 class 2 ASTM E84 Class A Unadhered ASTM E84 Class B Adhered BS 5852 crib 5 with treatment BS 5852 ignition source 3 BS 5852 part 1 EN 1021-1/2 EN 13501 B-s2, d0 wrapped, with treatment IMO FTP Code 2010 Part 8 NF D 60 013 SN 198 898 5.3 with treatment UNI 9175 11M US Cal. Bull. 117-2013

Colour difference may occur

# HALLINGDAL 65

							
HA 0100	HA 0103	HA 0110	HA 0113	HA 0116	HA 0123	HA 0126	HA 0130
							
HA 0143	HA 0153	HA 0166	HA 0173	HA 0180	HA 0190	HA 0200	HA 0220
							
HA 0224	HA 0227	HA 0270	HA 0350	HA 0368	HA 0370	HA 0376	HA 0390
							
HA 0407	HA 0420	HA 0457	HA 0526	HA 0547	HA 0563	HA 0573	HA 0590
							
HA 0596	HA 0600	HA 0657	HA 0660	HA 0674	HA 0680	HA 0687	HA 0694
							
HA 0702	HA 0723	HA 0733	HA 0750	HA 0753	HA 0754	HA 0763	HA 0764
							
HA 0773	HA 0810	HA 0840	HA 0850	HA 0890	HA 0907	HA 0944	HA 0944
							
HA 0960	HA 0968	HA 0980					

**HALLINGDAL 65**

NANNA DITZEL

Kvadrat's first textile Hallingdal has become the archetype of woollen textiles. The very durable upholstery fabric was originally designed in 1965 by Nanna Ditzel who is known as one of Denmark's great designers. Hallingdal 65 is made of wool and viscose: the wool provides excellent durability and flexibility, whilst the viscose adds brilliance and depth to the colour. Both materials are dyed before they are spun, which highlights the rich texture of the fabric. The versatile palette includes neutral and strong, primary colours. Some colourways are unicoloured, others are constructed from 2 different unicoloured yarns, and the rest are created using unicoloured yarns in combination with melange yarns. Hallingdal has been continually produced by Kvadrat since the company was established and it remains one of the best selling textiles of the Kvadrat collection.

<b>Type</b>	Upholstery
<b>Composition</b>	70% new wool, 30% viscose
<b>Yarn Type</b>	Woolen
<b>Binding</b>	Plain
<b>Width</b>	Approx. 130 cm (Approx. 51")
<b>Weight</b>	795 g/m <sup>2</sup> (25.64 oz/sq ft)
<b>Repeat</b>	None
<b>Cleaning</b>	Vacuum clean frequently, ideally every week. Remove stains as soon as they occur, with clean warm water or sparkling water. Extraction clean when necessary. Extraction cleaning might dissolve water-based glue. Pay attention to temperature and amount of cleaning fluid.
<b>Abrasion</b>	Approx. 100.000 Martindale rubs, EN ISO 12947
<b>Pilling</b>	Note 3-4, EN ISO 12945
<b>Lightfastness</b>	Note 5-7 ISO 105-B02
<b>Fastness to Rubbing</b>	Dry note 4-5 ISO 105-X12 Wet note 3-5 ISO 105-X12
<b>Flame resistance</b>	AS/NZS 1530.3 AS/NZS 3837 class 2 ASTM E84 Class A Adhered ASTM E84 Class B Unadhered BS 5852 Crib 5 BS 5852 part 1 EN 1021-1/2 GB 50222 B1 with treatment (Chinese) IMO FTP Code 2010 Part 8 NF D 60 013 NFPA 260 ÖNORM B1/Q1 SN 198 898 5.3 with treatment UNI 9175 1IM US Cal. Bull. 117-2013

Other fibers may occur in light colours  
Colour difference may occur

## GENTLE 2




GE 0113



GE 0133



GE 0183



GE 0193



GE 0203



GE 0223



GE 0373



GE 0443



GE 0553



GE 0573



GE 0623




GE 0663



GE 0673



GE 0683



GE 0733




GE 0753



GE 0783



GE 0933



GE 0963



GE 0973

## GENTLE 2

FEBRIK

Gentle 2 is the only knitted stretch velvet upholstery textile on the market. Designed by Febrik, it comes in a refreshed colour scale and combines an inviting presence with a sumptuous, soft pile.

The textile is constructed by knitting loops through a base layer and subsequently shearing the surface. Thanks to a subtly striated surface which derives from the naturally irregular thicknesses of the woollen yarns, Gentle 2 features a rich surface with an elegant shine.

Gentle 2 has a particularly opulent feel as it is laminated onto a 2mm thick base foam. This ensures the textile stands out with a voluminous expression that sets it apart from traditional woven velvets.

The updated colour palette neatly compliments Gentle 2's soft, comfortable expression. It comprises light pastels and clear bright hues, such as lavender, cream, tangerine and electric blue.

Suitable for public and private spaces, Gentle 2 offers excellent stretchability due to its knitted construction. Consequently, it clings to curves in a particularly elegant way and is ideal for upholstering organic shapes, as well as any other form.


<b>Type</b>	Knitted upholstery
<b>Composition</b>	60% wool, 20% polyamide, 20% polyester, 2 mm foam
<b>Yarn Type</b>	Worsted
<b>Binding</b>	Knitted
<b>Width</b>	Approx. 167 cm (Approx. 65 ½")
<b>Weight</b>	970 g/m <sup>2</sup> (31.29 oz/sq ft)
<b>Repeat</b>	None
<b>Cleaning</b>	Vacuuming and dry cleaning
<b>Abrasion</b>	Approx. 90.000 Martindale rubs EN ISO 12947
<b>Pilling</b>	Note 4-5 EN ISO 12945
<b>Lightfastness</b>	Note 6-7 ISO 105-B02
<b>Fastness to Rubbing</b>	Dry note 4-5 ISO 105-X12 Wet note 4-5 ISO 105-X12
<b>Flame resistance</b>	BS 5852 Crib 5 with treatment BS 5852 Part 1 DIN 4102 B2 EN 1021-1/2 IMO FTP Code 2010:Part 8 US Cal. Bull. 117-2013

Other fibers may occur in light colours  
Colour difference may occur


**ELLE**



EL 0150



EL 0180




EL 0200




EL 0220



EL 0230




EL 0280



EL 0290




EL 0350




EL 0390



EL 0480



EL 0530



EL 0680



EL 0750



EL 0950



**ELLE****SAHCO**

A curled bouclé fabric, Elle drapes and curves around furniture like an elegant designer coat. The spun bouclé yarn created by blending wool, viscose and acrylic gives the surface a soft tactility. During the subsequent dyeing the yarns take the colour differently, creating captivating shifts within the same tones. This effect and a slight sheen from the acrylic blend bring life to the voluminous textured bouclé surface. Elegant neutrals range from oyster, coffee, pearl white, light ivory and caramel to cactus green, concrete grey, nutmeg, mud brown and ink. Taking cues from fashion, brighter contrast colours are sunset orange, rust, plum and aqua.

<b>Type</b>	Upholstery
<b>Composition</b>	20% polyacrylic, 15% polyamide, 20% viscose, 20% wool, 25% cotton
<b>Yarn Type</b>	Staple / Filament
<b>Binding</b>	Jacquard
<b>Width</b>	Approx. 140 cm (Approx. 55")
<b>Weight</b>	900 g/m <sup>2</sup> (29.03 oz/sq ft)
<b>Repeat</b>	None
<b>Cleaning</b>	Vacuum clean frequently, ideally every week. Remove stains as soon as they occur, with clean warm water or sparkling water. Extraction clean when necessary. Extraction cleaning might dissolve water based glue. Pay attention to temperature and amount of cleaning fluid.
<b>Abrasion</b>	Approx. 70.000 Martindale rubs, EN ISO 12947
<b>Pilling</b>	Note 4-5, EN ISO 12945
<b>Lightfastness</b>	Note 6-7 ISO 105-B02
<b>Fastness to Rubbing</b>	Dry note 4-5 ISO 105-X12 Wet note 4 ISO 105-X12
<b>Flame resistance</b>	BS 5852 Crib 5 with treatment * BS 5852 Part 1 EN 1021-1/2 US Cal. Bull. 117-2013

Colour difference may occur

\* To pass this test flame retardant treatment is necessary. We are looking into more environmentally friendly alternatives but for now, the external finisher may use a treatment containing halogen-based flame retardants.

## TAILOR MADE FABRIC (TMF) AND LEATHER (TML)

In addition to our Collection fabrics, we have over 100 pre-approved Tailor Made Fabrics (TMF) and Leathers (TML) to choose from.

For all non-approved fabrics and leathers, a full chair will need to be produced to approve the fabric in advance of order placement and confirmation. This will be charged at full price, regardless of fabric suitability and will increase the Tailor Made lead time by at least 2 weeks. This is subject to a minimum order quantity.

Please contact [customerservices@tomdixon.net](mailto:customerservices@tomdixon.net) for a full list of pre-approved fabrics and leathers and the Tailor Made ordering process.

### Fabric/Leather Suitability

It is the responsibility of the Customer to ensure the selected material is suitable for the intended environment. Tom Dixon cannot take any responsibility for the performance of the material or any improper use. It is the responsibility of the Customer to ensure they follow the Care & Maintenance guidelines provided by the manufacturer. Seek further advice from the fabric supplier where required.

### Guidelines for Domestic Use

Fabrics must be match resistant. It is the responsibility of the Customer to advise if the TMF or TML fabric supplied is inherently match resistant or will need chemical flame retardant treatment. The upholstery composite (lay up of fabric cover, any interlines and the filling assembly) must be cigarette resistant. It is the responsibility of the Customer to advise if the TMF or TML material supplied is inherently cigarette resistant or will need chemical flame retardant treatment.

### Guidelines for Contract Use

The fabric cover and upholstery composite must be match resistant and cigarette resistant. In addition, the upholstery composite must be larger flame source resistant, depending upon the environment the upholstery is placed into. It is the responsibility of the Customer to advise the specific non domestic usage requirements and to advise that the TMF or TML fabric supplied meets the requirements. Any other regional requirements will need to be agreed in advance of order placement. All test certificates must be sent to Tom Dixon for approval in advance of order placement and confirmation.

	FABRIC CONSUMPTION		LEATHER COMSUMPTION	
	Metres	Yards	Square Metres	Square Feet
Fat Stool 65	1	1.1	1.8	19.4
Fat Stool 75	1	1.1	1.8	19.4
Fat Dining Chair	1.2	1.3	2	21.5
Fat Lounge Chair	1.7	1.9	2.65	28.5
Wingback Ottoman	1	1.1	2.5	26.9
Wingback Micro	2.8	3.1	5.5	59.2
Wingback Lounge	4.2	4.6	10	107.6
Bird	3.6	3.9	7.31	78.7
S Chair	1.7	1.9	2.61	28.1







**ACCESSORIES**

## ELEMENTS CANDLE MEDIUM AIR



<b>Material</b>	Natural and Paraffin Mix Wax, Glass
<b>Colour/Finish</b>	White
<b>Item Dimensions</b>	15x10.2x10cm/ 5.8x4.00x4.0in
<b>Item Weight</b>	1.16kg/2.60lb
<b>Candle Weight</b>	280gr/9.9oz
<b>Candle Burn Time</b>	Approximately 40 hrs

<b>Code</b>	ELEC01A
<b>Carton Qty</b>	6
<b>Sold per carton</b>	
<b>Service Offer</b>	Quick Ship

## ELEMENTS CANDLE MEDIUM EARTH



<b>Material</b>	Natural and Paraffin Mix Wax, Glass
<b>Colour/Finish</b>	Smoke
<b>Item Dimensions</b>	15x10.2x10cm/ 5.8x4.00x4.0in
<b>Item Weight</b>	1.16kg/2.60lb
<b>Candle Weight</b>	280gr/9.9oz
<b>Candle Burn Time</b>	Approximately 40 hrs

<b>Code</b>	ELEC01E
<b>Carton Qty</b>	6
<b>Sold per carton</b>	
<b>Service Offer</b>	Quick Ship

## ELEMENTS CANDLE MEDIUM FIRE



<b>Material</b>	Natural and Paraffin Mix Wax, Glass
<b>Colour/Finish</b>	Black
<b>Item Dimensions</b>	15x10.2x10cm/ 5.8x4.00x4.0in
<b>Item Weight</b>	1.16kg/2.60lb
<b>Candle Weight</b>	280gr/9.9oz
<b>Candle Burn Time</b>	Approximately 40 hrs

<b>Code</b>	ELEC01F
<b>Carton Qty</b>	6
<b>Sold per carton</b>	
<b>Service Offer</b>	Quick Ship

## ELEMENTS CANDLE MEDIUM WATER



<b>Material</b>	Natural and Paraffin Mix Wax, Glass
<b>Colour/Finish</b>	Blue
<b>Item Dimensions</b>	15x10.2x10cm/ 5.8x4.00x4.0in
<b>Item Weight</b>	1.16kg/2.60lb
<b>Candle Weight</b>	280gr/9.9oz
<b>Candle Burn Time</b>	Approximately 40 hrs

<b>Code</b>	ELEC01W
<b>Carton Qty</b>	6
<b>Sold per carton</b>	
<b>Service Offer</b>	Quick Ship

## ELEMENTS CANDLE LARGE AIR



<b>Material</b>	Natural and Paraffin Mix Wax, Glass
<b>Colour/Finish</b>	White
<b>Item Dimensions</b>	23x16.4x16cm/ 9.1x6.50x6.5in
<b>Item Weight</b>	3.17kg/7.00lb
<b>Candle Weight</b>	1400gr/49.4oz
<b>Candle Burn Time</b>	Approximately 60-70 hrs

<b>Code</b>	ELEC02A
<b>Carton Qty</b>	2
<b>Sold per carton</b>	
<b>Service Offer</b>	Quick Ship

## ELEMENTS CANDLE LARGE EARTH



<b>Material</b>	Natural and Paraffin Mix Wax, Glass
<b>Colour/Finish</b>	Smoke
<b>Item Dimensions</b>	23x16.4x16cm/ 9.1x6.50x6.5in
<b>Item Weight</b>	3.17kg/7.00lb
<b>Candle Weight</b>	1400gr/49.4oz
<b>Candle Burn Time</b>	Approximately 60-70 hrs

<b>Code</b>	ELEC02E
<b>Carton Qty</b>	2
<b>Sold per carton</b>	
<b>Service Offer</b>	Quick Ship

## ELEMENTS CANDLE LARGE FIRE



<b>Material</b>	Natural and Paraffin Mix Wax, Glass
<b>Colour/Finish</b>	Black
<b>Item Dimensions</b>	23x16.4x16cm/ 9.1x6.50x6.5in
<b>Item Weight</b>	3.17kg/7.00lb
<b>Candle Weight</b>	1400gr/49.4oz
<b>Candle Burn Time</b>	Approximately 60-70 hrs

<b>Code</b>	ELEC02F
<b>Carton Qty</b>	2
<b>Sold per carton</b>	
<b>Service Offer</b>	Quick Ship

## ELEMENTS CANDLE LARGE WATER



<b>Material</b>	Natural and Paraffin Mix Wax, Glass
<b>Colour/Finish</b>	Blue
<b>Item Dimensions</b>	23x16.4x16cm/ 9.1x6.50x6.5in
<b>Item Weight</b>	3.17kg/7.00lb
<b>Candle Weight</b>	1400gr/49.4oz
<b>Candle Burn Time</b>	Approximately 60-70 hrs

<b>Code</b>	ELEC02W
<b>Carton Qty</b>	2
<b>Sold per carton</b>	
<b>Service Offer</b>	Quick Ship

## ELEMENTS CANDLE GIFT SET



<b>Material</b>	Natural and Paraffin Mix Wax, Glass
<b>Colour/Finish</b>	Black, Smoke, White, Blue
<b>Item Dimensions</b>	7x8x8cm/ 2.6x3.10x3.1in
<b>Item Weight</b>	1.64kg/3.60lb
<b>Candle Weight</b>	120gr/4.2oz
<b>Candle Burn Time</b>	Approximately 25 hrs

<b>Code</b>	ELE03CGS
<b>Carton Qty</b>	6
<b>Sold per carton</b>	
<b>Service Offer</b>	Quick Ship

## ELEMENTS DIFFUSER 0.2L AIR



<b>Material</b>	Charcoal, Glass
<b>Colour/Finish</b>	White
<b>Item Dimensions</b>	10x12x12cm/ 3.9x4.70x4.7in
<b>Item Weight</b>	0.58kg/1.30lb
<b>Capacity</b>	200ml/6.8oz
<b>Diffusing Time</b>	Approximately 8-12 weeks

<b>Code</b>	ELED04A
<b>Carton Qty</b>	6
<b>Sold per carton</b>	
<b>Service Offer</b>	Quick Ship

## ELEMENTS DIFFUSER 0.2L EARTH



<b>Material</b>	Charcoal, Glass
<b>Colour/Finish</b>	Smoke
<b>Item Dimensions</b>	10x12x12cm/ 3.9x4.70x4.7in
<b>Item Weight</b>	0.58kg/1.30lb
<b>Capacity</b>	200ml/6.8oz
<b>Diffusing Time</b>	Approximately 8-12 weeks

<b>Code</b>	ELED04E
<b>Carton Qty</b>	6
<b>Sold per carton</b>	
<b>Service Offer</b>	Quick Ship

## ELEMENTS DIFFUSER 0.2L FIRE



<b>Material</b>	Charcoal, Glass
<b>Colour/Finish</b>	Black
<b>Item Dimensions</b>	10x12x12cm/ 3.9x4.70x4.7in
<b>Item Weight</b>	0.58kg/1.30lb
<b>Capacity</b>	200ml/6.8oz
<b>Diffusing Time</b>	Approximately 8-12 weeks

<b>Code</b>	ELED04F
<b>Carton Qty</b>	6
<b>Sold per carton</b>	
<b>Service Offer</b>	Quick Ship



## ELEMENTS DIFFUSER 0.2L WATER



<b>Material</b>	Charcoal, Glass
<b>Colour/Finish</b>	Blue
<b>Item Dimensions</b>	10x12x12cm/ 3.9x4.70x4.7in
<b>Item Weight</b>	0.58kg/1.30lb
<b>Capacity</b>	200ml/6.8oz
<b>Diffusing Time</b>	Approximately 8-12 weeks

<b>Code</b>	ELED04W
<b>Carton Qty</b>	6
<b>Sold per carton</b>	
<b>Service Offer</b>	Quick Ship

## ECLECTIC CANDLE MEDIUM ROYALTY



<b>Material</b>	Soy Wax, Nickel Plated Brass, White Marble
<b>Colour/Finish</b>	Silver, Polished
<b>Item Dimensions</b>	8x8.8x9cm/ 3.0x3.50x3.4in
<b>Item Weight</b>	0.60kg/1.30lb
<b>Candle Weight</b>	225gr/7.9oz
<b>Candle Burn Time</b>	Approximately 48 hrs

<b>Code</b>	ECLC01R
<b>Carton Qty</b>	6
<b>Sold per carton</b>	
<b>Service Offer</b>	Quick Ship

## ECLECTIC CANDLE MEDIUM ROOT



<b>Material</b>	Soy Wax, Brass, White Marble
<b>Colour/Finish</b>	Gold, Polished
<b>Item Dimensions</b>	8x8.8x9cm/ 3.0x3.50x3.4in
<b>Item Weight</b>	0.60kg/1.30lb
<b>Candle Weight</b>	225gr/7.9oz
<b>Candle Burn Time</b>	Approximately 48 hrs

<b>Code</b>	ECLC01T
<b>Carton Qty</b>	6
<b>Sold per carton</b>	
<b>Service Offer</b>	Quick Ship

## ECLECTIC CANDLE MEDIUM LONDON



<b>Material</b>	Soy Wax, Copper, White Marble
<b>Colour/Finish</b>	Copper, Polished
<b>Item Dimensions</b>	8x8.8x9cm/ 3.0x3.50x3.4in
<b>Item Weight</b>	0.60kg/1.30lb
<b>Candle Weight</b>	225gr/7.9oz
<b>Candle Burn Time</b>	Approximately 48 hrs

<b>Code</b>	ECLC01L
<b>Carton Qty</b>	6
<b>Sold per carton</b>	
<b>Service Offer</b>	Quick Ship

## ECLECTIC CANDLE MEDIUM ALCHEMY



<b>Material</b>	Soy Wax, Brass, Black Marble
<b>Colour/Finish</b>	Black, Matte
<b>Item Dimensions</b>	8x8.8x9cm/ 3.0x3.50x3.4in
<b>Item Weight</b>	0.60kg/1.30lb
<b>Candle Weight</b>	225gr/7.9oz
<b>Candle Burn Time</b>	Approximately 48 hrs

<b>Code</b>	ECLC01A
<b>Carton Qty</b>	6
<b>Sold per carton</b>	
<b>Service Offer</b>	Quick Ship

## ECLECTIC CANDLE MEDIUM UNDERGROUND



<b>Material</b>	Soy Wax, Brass, Black Marble
<b>Colour/Finish</b>	Burnt Orange, Matte
<b>Item Dimensions</b>	8x8.8x9cm/ 3.0x3.50x3.4in
<b>Item Weight</b>	0.60kg/1.30lb
<b>Candle Weight</b>	225gr/7.9oz
<b>Candle Burn Time</b>	Approximately 48 hrs

<b>Code</b>	ECLC01U
<b>Carton Qty</b>	6
<b>Sold per carton</b>	
<b>Service Offer</b>	Collection

## ECLECTIC CANDLE LARGE ROYALTY



<b>Material</b>	Soy Wax, Nickel Plated Brass, White Marble
<b>Colour/Finish</b>	Silver, Polished
<b>Item Dimensions</b>	9x10.7x11cm/ 3.5x4.20x4.3in
<b>Item Weight</b>	1.00kg/2.20lb
<b>Candle Weight</b>	425gr/15oz
<b>Candle Burn Time</b>	Approximately 70 hrs

<b>Code</b>	ECLC02R
<b>Carton Qty</b>	2
<b>Sold per carton</b>	
<b>Service Offer</b>	Quick Ship

## ECLECTIC CANDLE LARGE ROOT



<b>Material</b>	Soy Wax, Brass, White Marble
<b>Colour/Finish</b>	Gold, Polished
<b>Item Dimensions</b>	9x10.7x11cm/ 3.5x4.20x4.3in
<b>Item Weight</b>	1.00kg/2.20lb
<b>Candle Weight</b>	425gr/15oz
<b>Candle Burn Time</b>	Approximately 70 hrs

<b>Code</b>	ECLC02T
<b>Carton Qty</b>	2
<b>Sold per carton</b>	
<b>Service Offer</b>	Quick Ship

## ECLECTIC CANDLE LARGE LONDON



<b>Material</b>	Soy Wax, Copper, White Marble
<b>Colour/Finish</b>	Copper, Polished
<b>Item Dimensions</b>	9x10.7x11cm/ 3.5x4.20x4.3in
<b>Item Weight</b>	1.00kg/2.20lb
<b>Candle Weight</b>	425gr/15oz
<b>Candle Burn Time</b>	Approximately 70 hrs

<b>Code</b>	ECLC02L
<b>Carton Qty</b>	2
<b>Sold per carton</b>	
<b>Service Offer</b>	Quick Ship

## ECLECTIC CANDLE LARGE ALCHEMY



<b>Material</b>	Soy Wax, Brass, Black Marble
<b>Colour/Finish</b>	Black, Matte
<b>Item Dimensions</b>	9x10.7x11cm/ 3.5x4.20x4.3in
<b>Item Weight</b>	1.00kg/2.20lb
<b>Candle Weight</b>	425gr/15oz
<b>Candle Burn Time</b>	Approximately 70 hrs

<b>Code</b>	ECLC02A
<b>Carton Qty</b>	2
<b>Sold per carton</b>	
<b>Service Offer</b>	Quick Ship

## ECLECTIC CANDLE LARGE UNDERGROUND



<b>Material</b>	Soy Wax, Brass, Black Marble
<b>Colour/Finish</b>	Burnt Orange, Matte
<b>Item Dimensions</b>	9x10.7x11cm/ 3.5x4.20x4.3in
<b>Item Weight</b>	1.00kg/2.20lb
<b>Candle Weight</b>	425gr/15oz
<b>Candle Burn Time</b>	Approximately 70 hrs

<b>Code</b>	ECLC02U
<b>Carton Qty</b>	2
<b>Sold per carton</b>	
<b>Service Offer</b>	Collection

## ECLECTIC CANDLE GIFT SET



<b>Material</b>	Soy Wax, Copper, Brass, Nickel Plated Brass
<b>Colour/Finish</b>	Copper, Silver, Gold, Polished
<b>Item Dimensions</b>	5x5.4x6cm/ 2.1x2.10x2.3in
<b>Item Weight</b>	0.60kg/1.30lb
<b>Candle Weight</b>	107gr/3.8oz
<b>Candle Burn Time</b>	Approximately 28 hrs

<b>Code</b>	ECLC03GS
<b>Carton Qty</b>	6
<b>Sold per carton</b>	
<b>Service Offer</b>	Quick Ship

## ECLECTIC DIFFUSER 0.2L ROYALTY



<b>Material</b>	Nickel Plated Brass, Glass, Natural Reeds
<b>Colour/Finish</b>	Silver, Polished
<b>Item Dimensions</b>	10x8x8cm/ 3.7x3.10x3.1in
<b>Item Weight</b>	1.00kg/2.20lb
<b>Capacity</b>	200ml/6.8oz
<b>Diffusing Time</b>	Approximately 8-12 weeks

<b>Code</b>	ECLD04R
<b>Carton Qty</b>	6
<b>Sold per carton</b>	
<b>Service Offer</b>	Quick Ship

## ECLECTIC DIFFUSER 0.2L ROOT



<b>Material</b>	Brass, Glass, Natural Reeds
<b>Colour/Finish</b>	Gold, Polished
<b>Item Dimensions</b>	10x8x8cm/ 3.7x3.10x3.1in
<b>Item Weight</b>	1.00kg/2.20lb
<b>Capacity</b>	200ml/6.8oz
<b>Diffusing Time</b>	Approximately 8-12 weeks

<b>Code</b>	ECLD04T
<b>Carton Qty</b>	6
<b>Sold per carton</b>	
<b>Service Offer</b>	Quick Ship

## ECLECTIC DIFFUSER 0.2L LONDON



<b>Material</b>	Copper, Glass, Natural Reeds
<b>Colour/Finish</b>	Copper, Polished
<b>Item Dimensions</b>	10x8x8cm/ 3.7x3.10x3.1in
<b>Item Weight</b>	1.00kg/2.20lb
<b>Capacity</b>	200ml/6.8oz
<b>Diffusing Time</b>	Approximately 8-12 weeks

<b>Code</b>	ECLD04L
<b>Carton Qty</b>	6
<b>Sold per carton</b>	
<b>Service Offer</b>	Quick Ship

## ECLECTIC DIFFUSER 0.2L ALCHEMY



<b>Material</b>	Brass, Glass, Natural Reeds
<b>Colour/Finish</b>	Black, Matte
<b>Item Dimensions</b>	10x8x8cm/ 3.7x3.10x3.1in
<b>Item Weight</b>	1.00kg/2.20lb
<b>Capacity</b>	200ml/6.8oz
<b>Diffusing Time</b>	Approximately 8-12 weeks

<b>Code</b>	ECLD04A
<b>Carton Qty</b>	6
<b>Sold per carton</b>	
<b>Service Offer</b>	Quick Ship

## ECLECTIC DIFFUSER 0.2L UNDERGROUND



<b>Material</b>	Brass, Glass, Natural Reeds
<b>Colour/Finish</b>	Burnt Orange, Matte
<b>Item Dimensions</b>	10x8x8cm/ 3.7x3.10x3.1in
<b>Item Weight</b>	1.00kg/2.20lb
<b>Capacity</b>	200ml/6.8oz
<b>Diffusing Time</b>	Approximately 8-12 weeks

<b>Code</b>	ECLD04U
<b>Carton Qty</b>	6
<b>Sold per carton</b>	
<b>Service Offer</b>	Collection

## ECLECTIC FOG INCENSE CONES ROYALTY



<b>Material</b>	Raw Bhatti
<b>Colour/Finish</b>	Black
<b>Item Dimensions</b>	3x1.2x1cm/ 1.2x0.50x0.5in
<b>Item Weight</b>	0.01kg/0.00lb
<b>Candle Burn Time</b>	Approximately 10 minutes

<b>Code</b>	SCEC01R
<b>Carton Qty</b>	20
<b>Sold per carton</b>	
<b>Service Offer</b>	Quick Ship'

## ECLECTIC FOG INCENSE CONES ROOT



<b>Material</b>	Raw Bhatti
<b>Colour/Finish</b>	Black
<b>Item Dimensions</b>	3x1.2x1cm/ 1.2x0.50x0.5in
<b>Item Weight</b>	0.01kg/0.00lb
<b>Candle Burn Time</b>	Approximately 10 minutes

<b>Code</b>	SCEC01T
<b>Carton Qty</b>	20
<b>Sold per carton</b>	
<b>Service Offer</b>	Quick Ship'

## ECLECTIC FOG INCENSE CONES LONDON



<b>Material</b>	Raw Bhatti
<b>Colour/Finish</b>	Black
<b>Item Dimensions</b>	3x1.2x1cm/ 1.2x0.50x0.5in
<b>Item Weight</b>	0.01kg/0.00lb
<b>Candle Burn Time</b>	Approximately 10 minutes

<b>Code</b>	SCEC01L
<b>Carton Qty</b>	20
<b>Sold per carton</b>	
<b>Service Offer</b>	Quick Ship'

## ECLECTIC FOG GIFT SET ROYALTY



<b>Material</b>	Stainless Steel
<b>Colour/Finish</b>	Silver, Polished
<b>Item Dimensions</b>	5x4.2x4cm/ 2.1x1.70x1.7in
<b>Item Weight</b>	0.17kg/0.40lb
<b>Candle Burn Time</b>	Approximately 10 minutes

<b>Code</b>	SCEF01R
<b>Carton Qty</b>	10
<b>Sold per carton</b>	
<b>Service Offer</b>	Quick Ship

## ECLECTIC FOG GIFT SET ROOT



<b>Material</b>	Brass
<b>Colour/Finish</b>	Gold, Polished
<b>Item Dimensions</b>	5x4.2x4cm/ 2.1x1.70x1.7in
<b>Item Weight</b>	0.17kg/0.40lb
<b>Candle Burn Time</b>	Approximately 10 minutes

<b>Code</b>	SCEF01T
<b>Carton Qty</b>	10
<b>Sold per carton</b>	
<b>Service Offer</b>	Quick Ship

## ECLECTIC FOG GIFT SET LONDON



<b>Material</b>	Copper
<b>Colour/Finish</b>	Copper, Polished
<b>Item Dimensions</b>	5x4.2x4cm/ 2.1x1.70x1.7in
<b>Item Weight</b>	0.17kg/0.40lb
<b>Candle Burn Time</b>	Approximately 10 minutes

<b>Code</b>	SCEF01L
<b>Carton Qty</b>	10
<b>Sold per carton</b>	
<b>Service Offer</b>	Quick Ship

## TANK WHISKEY GLASSES BLACK X 2



<b>Material</b>	Glass
<b>Colour/Finish</b>	Clear, Black
<b>Item Dimensions</b>	8x8.5x9cm/ 3.2x3.30x3.3in
<b>Item Weight</b>	0.15kg/0.30lb
<b>Capacity</b>	300ml/10.1oz
<b>Dishwasher Safe</b>	No
<b>Food Safe</b>	Yes

<b>Code</b>	TKT06B
<b>Carton Qty</b>	6
<b>Sold per carton</b>	
<b>Service Offer</b>	Quick Ship

## TANK WHISKEY GLASSES COPPER X 2



<b>Material</b>	Glass
<b>Colour/Finish</b>	Clear, Copper
<b>Item Dimensions</b>	8x8.5x9cm/ 3.2x3.30x3.3in
<b>Item Weight</b>	0.15kg/0.30lb
<b>Capacity</b>	300ml/10.1oz
<b>Dishwasher Safe</b>	No
<b>Food Safe</b>	Yes

<b>Code</b>	TKT06
<b>Carton Qty</b>	6
<b>Sold per carton</b>	
<b>Service Offer</b>	Quick Ship

## TANK LOW BALL GLASSES BLACK X 2



<b>Material</b>	Glass
<b>Colour/Finish</b>	Clear, Black
<b>Item Dimensions</b>	11x8x8cm/ 4.3x3.10x3.1in
<b>Item Weight</b>	0.25kg/0.60lb
<b>Capacity</b>	240ml/8.1oz
<b>Dishwasher Safe</b>	No
<b>Food Safe</b>	Yes

<b>Code</b>	TKT01B
<b>Carton Qty</b>	6
<b>Sold per carton</b>	
<b>Service Offer</b>	Quick Ship

## TANK LOW BALL GLASSES COPPER X 2



<b>Material</b>	Glass
<b>Colour/Finish</b>	Clear, Copper
<b>Item Dimensions</b>	11x8x8cm/ 4.3x3.10x3.1in
<b>Item Weight</b>	0.25kg/0.60lb
<b>Capacity</b>	240ml/8.1oz
<b>Dishwasher Safe</b>	No
<b>Food Safe</b>	Yes

<b>Code</b>	TKT01
<b>Carton Qty</b>	6
<b>Sold per carton</b>	
<b>Service Offer</b>	Quick Ship

## TANK HIGH BALL GLASSES BLACK X 2



<b>Material</b>	Glass
<b>Colour/Finish</b>	Clear, Black
<b>Item Dimensions</b>	17x8x8cm/ 6.5x3.10x3.1in
<b>Item Weight</b>	0.35kg/0.80lb
<b>Capacity</b>	380ml/12.8oz
<b>Dishwasher Safe</b>	No
<b>Food Safe</b>	Yes

<b>Code</b>	TKT02B
<b>Carton Qty</b>	6
<b>Sold per carton</b>	
<b>Service Offer</b>	Quick Ship

## TANK HIGH BALL GLASSES COPPER X 2



<b>Material</b>	Glass
<b>Colour/Finish</b>	Clear, Copper
<b>Item Dimensions</b>	17x8x8cm/ 6.5x3.10x3.1in
<b>Item Weight</b>	0.35kg/0.80lb
<b>Capacity</b>	380ml/12.8oz
<b>Dishwasher Safe</b>	No
<b>Food Safe</b>	Yes

<b>Code</b>	TKT02
<b>Carton Qty</b>	6
<b>Sold per carton</b>	
<b>Service Offer</b>	Quick Ship

## TANK CHAMPAGNE GLASSES BLACK X 2



<b>Material</b>	Glass
<b>Colour/Finish</b>	Clear, Black
<b>Item Dimensions</b>	23x6x6cm/ 8.9x2.40x2.4in
<b>Item Weight</b>	0.30kg/0.70lb
<b>Capacity</b>	180ml/6.1oz
<b>Dishwasher Safe</b>	No
<b>Food Safe</b>	Yes

<b>Code</b>	TKT03B
<b>Carton Qty</b>	6
<b>Sold per carton</b>	
<b>Service Offer</b>	Quick Ship

## TANK CHAMPAGNE GLASSES COPPER X 2



<b>Material</b>	Glass
<b>Colour/Finish</b>	Clear, Copper
<b>Item Dimensions</b>	23x6x6cm/ 8.9x2.40x2.4in
<b>Item Weight</b>	0.30kg/0.70lb
<b>Capacity</b>	180ml/6.1oz
<b>Dishwasher Safe</b>	No
<b>Food Safe</b>	Yes

<b>Code</b>	TKT03
<b>Carton Qty</b>	6
<b>Sold per carton</b>	
<b>Service Offer</b>	Quick Ship



## TANK WINE GLASSES BLACK X 2



<b>Material</b>	Glass
<b>Colour/Finish</b>	Clear, Black
<b>Item Dimensions</b>	19x9x9cm/ 7.3x3.50x3.5in
<b>Item Weight</b>	0.26kg/0.60lb
<b>Capacity</b>	420ml/14.2oz
<b>Dishwasher Safe</b>	No
<b>Food Safe</b>	Yes

<b>Code</b>	TKT04B
<b>Carton Qty</b>	6
<b>Sold per carton</b>	
<b>Service Offer</b>	Quick Ship

## TANK WINE GLASSES COPPER X 2



<b>Material</b>	Glass
<b>Colour/Finish</b>	Clear, Copper
<b>Item Dimensions</b>	19x9x9cm/ 7.3x3.50x3.5in
<b>Item Weight</b>	0.26kg/0.60lb
<b>Capacity</b>	420ml/14.2oz
<b>Dishwasher Safe</b>	No
<b>Food Safe</b>	Yes

<b>Code</b>	TKT04
<b>Carton Qty</b>	6
<b>Sold per carton</b>	
<b>Service Offer</b>	Quick Ship

## TANK JUG BLACK



<b>Material</b>	Glass
<b>Colour/Finish</b>	Clear, Black
<b>Item Dimensions</b>	36x14.5x15cm/ 14.0x5.70x5.7in
<b>Item Weight</b>	1.30kg/2.90lb
<b>Capacity</b>	1500ml/50.7oz
<b>Dishwasher Safe</b>	No
<b>Food Safe</b>	Yes

<b>Code</b>	TKJ01B
<b>Carton Qty</b>	2
<b>Sold per carton</b>	
<b>Service Offer</b>	Quick Ship

## TANK JUG COPPER



<b>Material</b>	Glass
<b>Colour/Finish</b>	Clear, Copper
<b>Item Dimensions</b>	36x14.5x15cm/ 14.0x5.70x5.7in
<b>Item Weight</b>	1.30kg/2.90lb
<b>Capacity</b>	1500ml/50.7oz
<b>Dishwasher Safe</b>	No
<b>Food Safe</b>	Yes

<b>Code</b>	TKJ01
<b>Carton Qty</b>	2
<b>Sold per carton</b>	
<b>Service Offer</b>	Quick Ship

## TANK WHISKEY DECANTER BLACK



<b>Material</b>	Glass
<b>Colour/Finish</b>	Clear, Black
<b>Item Dimensions</b>	23x13x13cm/ 9.1x5.10x5.1in
<b>Item Weight</b>	0.90kg/2.00lb
<b>Capacity</b>	1000ml/33.8oz
<b>Dishwasher Safe</b>	No
<b>Food Safe</b>	Yes

<b>Code</b>	TKWD01B
<b>Carton Qty</b>	2
<b>Sold per carton</b>	
<b>Service Offer</b>	Quick Ship

## TANK WHISKEY DECANTER COPPER



<b>Material</b>	Glass
<b>Colour/Finish</b>	Clear, Copper
<b>Item Dimensions</b>	23x13x13cm/ 9.1x5.10x5.1in
<b>Item Weight</b>	0.90kg/2.00lb
<b>Capacity</b>	1000ml/33.8oz
<b>Dishwasher Safe</b>	No
<b>Food Safe</b>	Yes

<b>Code</b>	TKWD01
<b>Carton Qty</b>	2
<b>Sold per carton</b>	
<b>Service Offer</b>	Quick Ship

## TANK DECANTER BLACK



<b>Material</b>	Glass
<b>Colour/Finish</b>	Clear, Black
<b>Item Dimensions</b>	30x17x17cm/ 11.8x6.70x6.7in
<b>Item Weight</b>	1.20kg/2.60lb
<b>Capacity</b>	1000ml/33.8oz
<b>Dishwasher Safe</b>	No
<b>Food Safe</b>	Yes

<b>Code</b>	TKC01B
<b>Carton Qty</b>	2
<b>Sold per carton</b>	
<b>Service Offer</b>	Quick Ship

## TANK DECANTER COPPER



<b>Material</b>	Glass
<b>Colour/Finish</b>	Clear, Copper
<b>Item Dimensions</b>	30x17x17cm/ 11.8x6.70x6.7in
<b>Item Weight</b>	1.20kg/2.60lb
<b>Capacity</b>	1000ml/33.8oz
<b>Dishwasher Safe</b>	No
<b>Food Safe</b>	Yes

<b>Code</b>	TKC01
<b>Carton Qty</b>	2
<b>Sold per carton</b>	
<b>Service Offer</b>	Quick Ship

## PUCK SHOT GLASSES X 4



<b>Material</b>	Glass
<b>Colour/Finish</b>	Clear, Smoke
<b>Item Dimensions</b>	6x6.5x7cm/ 2.4x2.60x2.6in
<b>Item Weight</b>	0.10kg/0.20lb
<b>Capacity</b>	50ml/1.7oz
<b>Dishwasher Safe</b>	Yes
<b>Food Safe</b>	Yes

<b>Code</b>	PUKSG01
<b>Carton Qty</b>	4
<b>Sold per carton</b>	
<b>Service Offer</b>	Quick Ship

## PUCK NOSING GLASSES X 2



<b>Material</b>	Glass
<b>Colour/Finish</b>	Clear, Smoke
<b>Item Dimensions</b>	10x6.5x7cm/ 4.1x2.60x2.6in
<b>Item Weight</b>	0.20kg/0.40lb
<b>Capacity</b>	175ml/5.9oz
<b>Dishwasher Safe</b>	Yes
<b>Food Safe</b>	Yes

<b>Code</b>	PUKWG01
<b>Carton Qty</b>	6
<b>Sold per carton</b>	
<b>Service Offer</b>	Quick Ship

## PUCK FLUTE GLASSES X 2



<b>Material</b>	Glass
<b>Colour/Finish</b>	Clear, Smoke
<b>Item Dimensions</b>	17x6.5x7cm/ 6.8x2.60x2.6in
<b>Item Weight</b>	0.16kg/0.40lb
<b>Capacity</b>	125ml/4.2oz
<b>Dishwasher Safe</b>	Yes
<b>Food Safe</b>	Yes

<b>Code</b>	PUKFL01
<b>Carton Qty</b>	6
<b>Sold per carton</b>	
<b>Service Offer</b>	Quick Ship

## PUCK HIGHBALL GLASSES X 2



<b>Material</b>	Glass
<b>Colour/Finish</b>	Clear, Smoke
<b>Item Dimensions</b>	18x6.5x7cm/ 7.1x2.60x2.6in
<b>Item Weight</b>	0.16kg/0.40lb
<b>Capacity</b>	335ml/11.3oz
<b>Dishwasher Safe</b>	Yes
<b>Food Safe</b>	Yes

<b>Code</b>	PUKHB01
<b>Carton Qty</b>	6
<b>Sold per carton</b>	
<b>Service Offer</b>	Quick Ship

## PUCK COCKTAIL GLASSES X 2



<b>Material</b>	Glass
<b>Colour/Finish</b>	Clear, Smoke
<b>Item Dimensions</b>	10x10x10cm/ 3.9x3.90x3.9in
<b>Item Weight</b>	0.18kg/0.40lb
<b>Capacity</b>	260ml/8.8oz
<b>Dishwasher Safe</b>	Yes
<b>Food Safe</b>	Yes

<b>Code</b>	PUKCG01
<b>Carton Qty</b>	6
<b>Sold per carton</b>	
<b>Service Offer</b>	Quick Ship

## PUCK WATER TUMBLERS X 2



<b>Material</b>	Glass
<b>Colour/Finish</b>	Clear, Smoke
<b>Item Dimensions</b>	11x8x8cm/ 4.3x3.10x3.1in
<b>Item Weight</b>	0.20kg/0.40lb
<b>Capacity</b>	330ml/11.2oz
<b>Dishwasher Safe</b>	Yes
<b>Food Safe</b>	Yes

<b>Code</b>	PUKWT01
<b>Carton Qty</b>	6
<b>Sold per carton</b>	
<b>Service Offer</b>	Quick Ship

## PUCK BALLOON GLASSES X 2



<b>Material</b>	Glass
<b>Colour/Finish</b>	Clear, Smoke
<b>Item Dimensions</b>	15x9.6x10cm/ 5.9x3.80x3.8in
<b>Item Weight</b>	0.25kg/0.60lb
<b>Capacity</b>	450ml/15.2oz
<b>Dishwasher Safe</b>	Yes
<b>Food Safe</b>	Yes

<b>Code</b>	PUKBG01
<b>Carton Qty</b>	6
<b>Sold per carton</b>	
<b>Service Offer</b>	Quick Ship

## PUCK COUPE GLASSES X 2



<b>Material</b>	Glass
<b>Colour/Finish</b>	Clear, Smoke
<b>Item Dimensions</b>	12x11.3x11cm/ 4.8x4.40x4.4in
<b>Item Weight</b>	0.25kg/0.60lb
<b>Capacity</b>	175ml/5.9oz
<b>Dishwasher Safe</b>	Yes
<b>Food Safe</b>	Yes

<b>Code</b>	PUKCO01
<b>Carton Qty</b>	6
<b>Sold per carton</b>	
<b>Service Offer</b>	Quick Ship

## PUCK DECANTER



<b>Material</b>	Glass
<b>Colour/Finish</b>	Clear, Smoke
<b>Item Dimensions</b>	25x9x9cm/ 10.0x3.50x3.5in
<b>Item Weight</b>	1.00kg/2.20lb
<b>Capacity</b>	900ml/30.4oz
<b>Dishwasher Safe</b>	Yes
<b>Food Safe</b>	Yes

<b>Code</b>	PUKDC01
<b>Carton Qty</b>	2
<b>Sold per carton</b>	
<b>Service Offer</b>	Quick Ship

## PUCK ICE BUCKET



<b>Material</b>	Glass
<b>Colour/Finish</b>	Clear, Smoke
<b>Item Dimensions</b>	16x19.5x20cm/ 6.4x7.70x7.7in
<b>Item Weight</b>	1.50kg/3.30lb
<b>Capacity</b>	2200ml/74.4oz
<b>Dishwasher Safe</b>	Yes
<b>Food Safe</b>	Yes

<b>Code</b>	PUKIB01
<b>Carton Qty</b>	2
<b>Sold per carton</b>	
<b>Service Offer</b>	Quick Ship

## BUMP SHORT GLASSES GREEN X 2



<b>Material</b>	Glass
<b>Colour/Finish</b>	Clear, Green
<b>Item Dimensions</b>	9x8.4x8cm/ 3.5x3.30x3.3in
<b>Item Weight</b>	0.17kg/0.40lb
<b>Capacity</b>	270ml/9.1oz
<b>Dishwasher Safe</b>	Yes
<b>Food Safe</b>	Yes

<b>Code</b>	BPSG02
<b>Carton Qty</b>	4
<b>Sold per carton</b>	
<b>Service Offer</b>	New

## BUMP TALL GLASSES GREEN X 2



<b>Material</b>	Glass
<b>Colour/Finish</b>	Clear, Green
<b>Item Dimensions</b>	14x8.4x8cm/ 5.5x3.30x3.3in
<b>Item Weight</b>	0.25kg/0.60lb
<b>Capacity</b>	350ml/11.8oz
<b>Dishwasher Safe</b>	Yes
<b>Food Safe</b>	Yes

<b>Code</b>	BPTG02
<b>Carton Qty</b>	4
<b>Sold per carton</b>	
<b>Service Offer</b>	New

## BUMP JUG GREEN



<b>Material</b>	Glass
<b>Colour/Finish</b>	Clear, Green
<b>Item Dimensions</b>	22x13x13cm/ 8.7x5.10x5.1in
<b>Item Weight</b>	0.33kg/0.70lb
<b>Capacity</b>	750ml/25.4oz
<b>Dishwasher Safe</b>	Yes
<b>Food Safe</b>	Yes

<b>Code</b>	BPJ02
<b>Carton Qty</b>	4
<b>Sold per carton</b>	
<b>Service Offer</b>	New

## BUMP TEA CUPS BLACK X 2



<b>Material</b>	Glass
<b>Colour/Finish</b>	Clear, Black
<b>Item Dimensions</b>	7x11.25x11cm/ 2.8x4.40x4.4in
<b>Item Weight</b>	0.20kg/0.40lb
<b>Capacity</b>	150ml/5.1oz
<b>Dishwasher Safe</b>	Yes
<b>Food Safe</b>	Yes

<b>Code</b>	BPTC02
<b>Carton Qty</b>	4
<b>Sold per carton</b>	
<b>Service Offer</b>	New

## BUMP TEA POT GREEN



<b>Material</b>	Glass
<b>Colour/Finish</b>	Clear, Green
<b>Item Dimensions</b>	14x23.9x16cm/ 5.5x9.40x6.3in
<b>Item Weight</b>	0.58kg/1.30lb
<b>Capacity</b>	1000ml/33.8oz
<b>Dishwasher Safe</b>	Yes
<b>Food Safe</b>	Yes

<b>Code</b>	BPTP02
<b>Carton Qty</b>	2
<b>Sold per carton</b>	
<b>Service Offer</b>	New

## BREW MILL SMALL



<b>Material</b>	Stainless Steel
<b>Colour/Finish</b>	Silver, Polished
<b>Item Dimensions</b>	25x8.2x8cm/ 9.8x3.20x3.2in
<b>Item Weight</b>	0.41kg/0.90lb
<b>Capacity</b>	37ml/1.3oz
<b>Dishwasher Safe</b>	No
<b>Food Safe</b>	Yes

<b>Code</b>	MIL01
<b>Carton Qty</b>	6
<b>Sold per carton</b>	
<b>Service Offer</b>	Collection

## BREW MILL TALL



<b>Material</b>	Stainless Steel
<b>Colour/Finish</b>	Silver, Polished
<b>Item Dimensions</b>	33x7.2x7cm/ 13.0x2.80x2.8in
<b>Item Weight</b>	0.48kg/1.10lb
<b>Capacity</b>	50ml/1.7oz
<b>Dishwasher Safe</b>	No
<b>Food Safe</b>	Yes

<b>Code</b>	MIL02
<b>Carton Qty</b>	6
<b>Sold per carton</b>	
<b>Service Offer</b>	Collection

## BREW ESPRESSO CUPS X 4



<b>Material</b>	Stainless Steel
<b>Colour/Finish</b>	Silver, Polished
<b>Item Dimensions</b>	7x16x16cm/ 2.6x6.30x6.3in
<b>Item Weight</b>	0.10kg/0.20lb
<b>Dishwasher Safe</b>	No
<b>Food Safe</b>	Yes

<b>Code</b>	BRWES02SS
<b>Carton Qty</b>	4
<b>Sold per carton</b>	
<b>Service Offer</b>	Collection

## BREW STOVE TOP



<b>Material</b>	Stainless Steel, Bakelite
<b>Colour/Finish</b>	Silver, Polished
<b>Item Dimensions</b>	23x15x13cm/ 9.1x5.90x5.1in
<b>Item Weight</b>	0.74kg/1.60lb
<b>Capacity</b>	200ml/6.8oz
<b>Dishwasher Safe</b>	No
<b>Food Safe</b>	Yes

<b>Code</b>	BRWST02SS
<b>Carton Qty</b>	4
<b>Sold per carton</b>	
<b>Service Offer</b>	Collection

## BREW CAFETIERE



<b>Material</b>	Stainless Steel, Bakelite
<b>Colour/Finish</b>	Silver, Polished
<b>Item Dimensions</b>	25x14.5x15cm/ 9.8x5.70x5.7in
<b>Item Weight</b>	0.93kg/2.10lb
<b>Capacity</b>	750ml/25.4oz
<b>Dishwasher Safe</b>	No
<b>Food Safe</b>	Yes

<b>Code</b>	BRWCF02SSV2
<b>Carton Qty</b>	4
<b>Sold per carton</b>	
<b>Service Offer</b>	Collection

## FORM CADDY



<b>Material</b>	Stainless Steel
<b>Colour/Finish</b>	Silver, Polished
<b>Item Dimensions</b>	12x8.2x8cm/ 4.7x3.20x3.2in
<b>Item Weight</b>	0.27kg/0.60lb
<b>Capacity</b>	430ml/14.5oz
<b>Dishwasher Safe</b>	No
<b>Food Safe</b>	Yes

<b>Code</b>	FORC01SS
<b>Carton Qty</b>	4
<b>Sold per carton</b>	
<b>Service Offer</b>	Quick Ship

## FORM MILK JUG



<b>Material</b>	Stainless Steel
<b>Colour/Finish</b>	Silver, Polished
<b>Item Dimensions</b>	9x7.5x8cm/ 3.5x3.00x3.0in
<b>Item Weight</b>	0.20kg/0.40lb
<b>Capacity</b>	270ml/9.1oz
<b>Dishwasher Safe</b>	No
<b>Food Safe</b>	Yes

<b>Code</b>	FORMJ01SS
<b>Carton Qty</b>	4
<b>Sold per carton</b>	
<b>Service Offer</b>	Quick Ship

## FORM SUGAR DISH AND SPOON



<b>Material</b>	Stainless Steel
<b>Colour/Finish</b>	Silver, Polished
<b>Item Dimensions</b>	7x10x10cm/ 2.8x3.90x3.9in
<b>Item Weight</b>	0.24kg/0.50lb
<b>Dishwasher Safe</b>	No
<b>Food Safe</b>	Yes

<b>Code</b>	FORS01SS
<b>Carton Qty</b>	4
<b>Sold per carton</b>	
<b>Service Offer</b>	Quick Ship

## FORM JUG



<b>Material</b>	Stainless Steel, Bakelite
<b>Colour/Finish</b>	Silver, Polished
<b>Item Dimensions</b>	24x8.9x9cm/ 9.4x3.50x3.5in
<b>Item Weight</b>	0.59kg/1.30lb
<b>Capacity</b>	1100ml/37.2oz
<b>Dishwasher Safe</b>	No
<b>Food Safe</b>	Yes

<b>Code</b>	FORJ01SS
<b>Carton Qty</b>	4
<b>Sold per carton</b>	
<b>Service Offer</b>	Quick Ship



## FORM TEA



<b>Material</b>	Stainless Steel, Bakelite
<b>Colour/Finish</b>	Silver, Polished
<b>Item Dimensions</b>	12x15x27cm/ 4.7x5.90x10.4in
<b>Item Weight</b>	0.79kg/1.70lb
<b>Capacity</b>	750ml/25.4oz
<b>Dishwasher Safe</b>	No
<b>Food Safe</b>	Yes

<b>Code</b>	FORTP01SS
<b>Carton Qty</b>	4
<b>Sold per carton</b>	
<b>Service Offer</b>	Quick Ship

## FORM TRAY



<b>Material</b>	Stainless Steel
<b>Colour/Finish</b>	Silver, Polished
<b>Item Dimensions</b>	3x44x49cm/ 1.1x17.30x19.3in
<b>Item Weight</b>	1.26kg/2.80lb
<b>Dishwasher Safe</b>	No
<b>Food Safe</b>	Yes

<b>Code</b>	FORTR01SS
<b>Carton Qty</b>	4
<b>Sold per carton</b>	
<b>Service Offer</b>	Quick Ship

## PLUM MOSCOW MULES X 2



<b>Material</b>	Stainless Steel
<b>Colour/Finish</b>	Copper, Polished
<b>Item Dimensions</b>	8x11x8cm/ 3.1x4.30x3.1in
<b>Item Weight</b>	0.19kg/0.40lb
<b>Capacity</b>	430ml/14.5oz
<b>Dishwasher Safe</b>	No
<b>Food Safe</b>	Yes

<b>Code</b>	PLMM01
<b>Carton Qty</b>	4
<b>Sold per carton</b>	
<b>Service Offer</b>	Collection

## PLUM SHOT GIFT SET



<b>Material</b>	Stainless Steel
<b>Colour/Finish</b>	Copper, Polished
<b>Item Dimensions</b>	6x4.5x5cm/ 2.2x1.80x1.8in
<b>Item Weight</b>	0.29kg/0.60lb
<b>Capacity</b>	60ml/2oz
<b>Dishwasher Safe</b>	No
<b>Food Safe</b>	Yes

<b>Code</b>	PLSH01
<b>Carton Qty</b>	4
<b>Sold per carton</b>	
<b>Service Offer</b>	Collection

## PLUM MARTINI GLASSES X 2



<b>Material</b>	Stainless Steel
<b>Colour/Finish</b>	Copper, Polished
<b>Item Dimensions</b>	18x11.3x11cm/ 7.0x4.40x4.4in
<b>Item Weight</b>	0.38kg/0.80lb
<b>Capacity</b>	160ml/5.4oz
<b>Dishwasher Safe</b>	No
<b>Food Safe</b>	Yes

<b>Code</b>	PLMA01
<b>Carton Qty</b>	4
<b>Sold per carton</b>	
<b>Service Offer</b>	Collection

## PLUM COCKTAIL SHAKER



<b>Material</b>	Stainless Steel
<b>Colour/Finish</b>	Copper, Polished
<b>Item Dimensions</b>	12x11.5x28cm/ 4.5x4.50x11.0in
<b>Item Weight</b>	0.47kg/1.00lb
<b>Capacity</b>	580ml/19.6oz
<b>Dishwasher Safe</b>	No
<b>Food Safe</b>	Yes

<b>Code</b>	PLCS01
<b>Carton Qty</b>	4
<b>Sold per carton</b>	
<b>Service Offer</b>	Collection

## PLUM WINE COOLER



<b>Material</b>	Stainless Steel
<b>Colour/Finish</b>	Copper, Polished
<b>Item Dimensions</b>	20x20x21cm/ 7.9x7.90x8.1in
<b>Item Weight</b>	1.14kg/2.50lb
<b>Dishwasher Safe</b>	No
<b>Food Safe</b>	Yes

<b>Code</b>	PLWC01
<b>Carton Qty</b>	4
<b>Sold per carton</b>	
<b>Service Offer</b>	Collection

## PLUM TRAY



<b>Material</b>	Stainless Steel
<b>Colour/Finish</b>	Copper, Polished
<b>Item Dimensions</b>	61x4x37cm/ 23.8x1.60x14.4in
<b>Item Weight</b>	1.44kg/3.20lb
<b>Dishwasher Safe</b>	No
<b>Food Safe</b>	Yes

<b>Code</b>	PLTR01
<b>Carton Qty</b>	4
<b>Sold per carton</b>	
<b>Service Offer</b>	Collection

## STONE SERVING BOARD



<b>Material</b>	Marble, Stainless Steel
<b>Colour/Finish</b>	White, Silver, Polished
<b>Item Dimensions</b>	3x22x22cm/ 1.0x8.70x8.7in
<b>Item Weight</b>	1.90kg/4.20lb
<b>Dishwasher Safe</b>	No
<b>Food Safe</b>	Yes

<b>Code</b>	STSB11W
<b>Carton Qty</b>	4
<b>Sold per carton</b>	
<b>Service Offer</b>	Collection

## STONE CHOPPING BOARD



<b>Material</b>	Marble, Stainless Steel
<b>Colour/Finish</b>	White, Silver, Polished
<b>Item Dimensions</b>	2x27x42cm/ 0.6x10.60x16.5in
<b>Item Weight</b>	3.56kg/7.80lb
<b>Dishwasher Safe</b>	No
<b>Food Safe</b>	Yes

<b>Code</b>	STCB11W
<b>Carton Qty</b>	3
<b>Sold per carton</b>	
<b>Service Offer</b>	Collection

## STONE SPICE GRINDER



<b>Material</b>	Marble
<b>Colour/Finish</b>	White, Polished
<b>Item Dimensions</b>	8x12x12cm/ 3.1x4.70x4.7in
<b>Item Weight</b>	1.78kg/3.90lb
<b>Dishwasher Safe</b>	No
<b>Food Safe</b>	Yes

<b>Code</b>	STSG11W
<b>Carton Qty</b>	4
<b>Sold per carton</b>	
<b>Service Offer</b>	Collection

## STONE PESTLE AND MORTAR



<b>Material</b>	Marble
<b>Colour/Finish</b>	White, Polished
<b>Item Dimensions</b>	11x20x20cm/ 4.3x7.90x7.9in
<b>Item Weight</b>	5.70kg/12.60lb
<b>Dishwasher Safe</b>	No
<b>Food Safe</b>	Yes

<b>Code</b>	STPM11W
<b>Service Offer</b>	Collection

## TANK VASE STEM COPPER



**Material** Glass  
**Colour/Finish** Clear, Copper  
**Item Dimensions** 29x11x11cm/  
 11.4x4.30x4.3in  
**Item Weight** 1.10kg/2.40lb  
**Dishwasher Safe** No

**Code** TKST01  
**Carton Qty** 4  
**Sold per carton**  
**Service Offer** Quick Ship

## TANK VASE MEDIUM COPPER



**Material** Glass  
**Colour/Finish** Clear, Copper  
**Item Dimensions** 19x14x14cm/  
 7.5x5.50x5.5in  
**Item Weight** 1.30kg/2.90lb  
**Dishwasher Safe** No

**Code** TKSP01  
**Carton Qty** 4  
**Sold per carton**  
**Service Offer** Quick Ship

## TANK VASE LARGE COPPER



**Material** Glass  
**Colour/Finish** Clear, Copper  
**Item Dimensions** 36x30x30cm/  
 14.2x11.80x11.8in  
**Item Weight** 3.00kg/6.60lb  
**Dishwasher Safe** No

**Code** TKBQ02  
**Carton Qty** 2  
**Sold per carton**  
**Service Offer** Quick Ship

## BUMP VASE SHORT BLACK



**Material** Glass  
**Colour/Finish** Black  
**Item Dimensions** 13x11x11cm/  
 4.9x4.30x4.3in  
**Item Weight** 0.24kg/0.50lb  
**Dishwasher Safe** No

**Code** BPVS02  
**Carton Qty** 4  
**Sold per carton**  
**Service Offer** New

## BUMP VASE CONE BLACK



<b>Material</b>	Glass
<b>Colour/Finish</b>	Black
<b>Item Dimensions</b>	22x15x15cm/ 8.7x5.90x5.9in
<b>Item Weight</b>	0.45kg/1.00lb
<b>Dishwasher Safe</b>	No

<b>Code</b>	BPVCF02
<b>Carton Qty</b>	2
<b>Sold per carton</b>	
<b>Service Offer</b>	New

## BUMP VASE TALL GREEN



<b>Material</b>	Glass
<b>Colour/Finish</b>	Green
<b>Item Dimensions</b>	27x13x13cm/ 10.6x5.10x5.1in
<b>Item Weight</b>	0.59kg/1.30lb
<b>Dishwasher Safe</b>	No

<b>Code</b>	BPVT02
<b>Carton Qty</b>	2
<b>Sold per carton</b>	
<b>Service Offer</b>	New

## PRESS TEALIGHT VERTICAL



<b>Material</b>	Glass
<b>Colour/Finish</b>	Clear
<b>Item Dimensions</b>	7x9.5x10cm/ 2.8x3.70x3.7in
<b>Item Weight</b>	0.70kg/1.50lb
<b>Dishwasher Safe</b>	No

<b>Code</b>	PRT01
<b>Carton Qty</b>	6
<b>Sold per carton</b>	
<b>Service Offer</b>	Quick Ship

## PRESS VASE STEM



<b>Material</b>	Glass
<b>Colour/Finish</b>	Clear
<b>Item Dimensions</b>	18x8.5x9cm/ 6.9x3.30x3.3in
<b>Item Weight</b>	1.14kg/2.50lb
<b>Dishwasher Safe</b>	No

<b>Code</b>	PRVA01
<b>Carton Qty</b>	4
<b>Sold per carton</b>	
<b>Service Offer</b>	Quick Ship

## PRESS VASE MEDIUM



**Material** Glass  
**Colour/Finish** Clear  
**Item Dimensions** 22x11x11cm/  
 8.5x4.30x4.3in  
**Item Weight** 2.50kg/5.50lb  
**Dishwasher Safe** No

**Code** PRVA02  
**Carton Qty** 2  
**Sold per carton**  
**Service Offer** Quick Ship

## PRESS VASE LARGE



**Material** Glass  
**Colour/Finish** Clear  
**Item Dimensions** 31x17.5x18cm/  
 12.2x6.90x6.9in  
**Item Weight** 5.40kg/11.90lb  
**Dishwasher Safe** No

**Code** PRVA03  
**Carton Qty** 2  
**Sold per carton**  
**Service Offer** Quick Ship

## PRESS BOWL SMALL



**Material** Glass  
**Colour/Finish** Clear  
**Item Dimensions** 8x18x18cm/  
 3.3x7.10x7.1in  
**Item Weight** 2.10kg/4.60lb  
**Dishwasher Safe** No  
**Food Safe** Yes

**Code** PRB01  
**Carton Qty** 4  
**Sold per carton**  
**Service Offer** Collection

## PRESS BOWL MEDIUM



**Material** Glass  
**Colour/Finish** Clear  
**Item Dimensions** 6x30x30cm/  
 2.4x11.80x11.8in  
**Item Weight** 2.78kg/6.10lb  
**Dishwasher Safe** No  
**Food Safe** Yes

**Code** PRB02  
**Carton Qty** 2  
**Sold per carton**  
**Service Offer** Collection

## PRESS BOWL LARGE



<b>Material</b>	Glass
<b>Colour/Finish</b>	Clear
<b>Item Dimensions</b>	8x40.5x30cm/ 3.3x15.90x11.6in
<b>Item Weight</b>	5.00kg/11.00lb
<b>Dishwasher Safe</b>	No
<b>Food Safe</b>	Yes

<b>Code</b>	PRB03
<b>Carton Qty</b>	2
<b>Sold per carton</b>	
<b>Service Offer</b>	Quick Ship

## BONE BOWL SMALL BRASS



<b>Material</b>	Brass
<b>Colour/Finish</b>	Gold, Matte
<b>Item Dimensions</b>	6x22x22cm/ 2.4x8.70x8.7in
<b>Item Weight</b>	0.50kg/1.10lb
<b>Food Safe</b>	Dry food only

<b>Code</b>	BOB02B
<b>Carton Qty</b>	8
<b>Sold per carton</b>	
<b>Service Offer</b>	Quick Ship

## BONE BOWL LARGE BRASS



<b>Material</b>	Brass
<b>Colour/Finish</b>	Gold, Matte
<b>Item Dimensions</b>	12x39x39cm/ 4.7x15.40x15.4in
<b>Item Weight</b>	1.50kg/3.30lb
<b>Food Safe</b>	Dry food only

<b>Code</b>	BOB01B
<b>Carton Qty</b>	2
<b>Sold per carton</b>	
<b>Service Offer</b>	Quick Ship

## BONE BOWL EXTRA LARGE BRASS



<b>Material</b>	Brass
<b>Colour/Finish</b>	Gold, Matte
<b>Item Dimensions</b>	22x60x60cm/ 8.7x23.60x23.6in
<b>Item Weight</b>	5.00kg/11.00lb
<b>Food Safe</b>	Dry food only

<b>Code</b>	BOB03B
<b>Service Offer</b>	Quick Ship

## BASH VESSEL SMALL



**Material** Brass  
**Colour/Finish** Gold, Matte  
**Item Dimensions** 15x23x32cm/  
 6.0x9.10x12.4in  
**Item Weight** 0.87kg/1.90lb  
**Food Safe** Dry food only

**Code** BAV12B  
**Carton Qty** 4  
**Sold per carton**  
**Service Offer** Collection

## BASH VESSEL LARGE



**Material** Brass  
**Colour/Finish** Gold, Matte  
**Item Dimensions** 13x34x41cm/  
 4.9x13.40x16.1in  
**Item Weight** 1.45kg/3.20lb  
**Food Safe** Dry food only

**Code** BAV13B  
**Carton Qty** 2  
**Sold per carton**  
**Service Offer** Collection

## BASH VESSEL WIDE



**Material** Brass  
**Colour/Finish** Gold, Matte  
**Item Dimensions** 41x38x23cm/  
 16.1x15.00x9.1in  
**Item Weight** 2.30kg/5.10lb  
**Food Safe** Dry food only

**Code** BAV16B  
**Carton Qty** 2  
**Sold per carton**  
**Service Offer** Collection

## BASH VESSEL TALL



**Material** Brass  
**Colour/Finish** Gold, Matte  
**Item Dimensions** 53x20x32cm/  
 20.9x7.90x12.6in  
**Item Weight** 4.25kg/9.40lb  
**Food Safe** Dry food only

**Code** BAV14B  
**Carton Qty** 2  
**Sold per carton**  
**Service Offer** Collection



## BASH TRAY



**Material** Brass  
**Colour/Finish** Gold, Matte  
**Item Dimensions** 6x37.5x47cm/  
 2.4x14.80x18.5in  
**Item Weight** 1.15kg/2.50lb  
**Food Safe** Dry food only

**Code** BAT12B  
**Carton Qty** 4  
**Sold per carton**  
**Service Offer** Collection

## BEAT VESSEL TALL



**Material** Brass  
**Colour/Finish** Gold, Brushed  
**Item Dimensions** 110x25.5x26cm/  
 43.3x10.00x10.0in  
**Item Weight** 7.14kg/15.70lb

**Code** BRV01B  
**Service Offer** Collection

## BEAT VESSEL TOP



**Material** Brass  
**Colour/Finish** Gold, Brushed  
**Item Dimensions** 78x45.5x46cm/  
 30.5x17.90x17.9in  
**Item Weight** 5.76kg/12.70lb

**Code** BRV03B  
**Service Offer** Collection

## BEAT VESSEL DROP



**Material** Brass  
**Colour/Finish** Gold, Brushed  
**Item Dimensions** 93x55x55cm/  
 36.7x21.70x21.7in  
**Item Weight** 6.16kg/13.60lb

**Code** BRV02B  
**Service Offer** Collection

## CLOUD VESSEL SHORT



<b>Material</b>	Aluminum
<b>Colour/Finish</b>	Silver, Polished
<b>Item Dimensions</b>	24x23x21cm/ 9.4x9.10x8.3in
<b>Item Weight</b>	0.96kg/2.10lb
<b>Food Safe</b>	Dry food only

<b>Code</b>	CLOV01
<b>Carton Qty</b>	4
<b>Sold per carton</b>	
<b>Service Offer</b>	Collection

## CLOUD VESSEL TALL



<b>Material</b>	Aluminum
<b>Colour/Finish</b>	Silver, Polished
<b>Item Dimensions</b>	44x21.5x22cm/ 17.1x8.50x8.5in
<b>Item Weight</b>	1.50kg/3.30lb
<b>Food Safe</b>	Dry food only

<b>Code</b>	CLOV02
<b>Carton Qty</b>	2
<b>Sold per carton</b>	
<b>Service Offer</b>	Collection

## CLOUD BOWL LARGE



<b>Material</b>	Aluminum
<b>Colour/Finish</b>	Silver, Polished
<b>Item Dimensions</b>	19x45.5x44cm/ 7.5x17.90x17.1in
<b>Item Weight</b>	1.22kg/2.70lb
<b>Food Safe</b>	Dry food only

<b>Code</b>	CLOBO01
<b>Carton Qty</b>	2
<b>Sold per carton</b>	
<b>Service Offer</b>	Collection

## CLOUD PLATTER



<b>Material</b>	Aluminum
<b>Colour/Finish</b>	Silver, Polished
<b>Item Dimensions</b>	6x90x58cm/ 2.4x35.40x22.8in
<b>Item Weight</b>	1.90kg/4.20lb
<b>Food Safe</b>	Dry food only

<b>Code</b>	CLOPL01
<b>Carton Qty</b>	2
<b>Sold per carton</b>	
<b>Service Offer</b>	Collection

## ETCH TEALIGHT HOLDER STAINLESS STEEL



<b>Material</b>	Stainless Steel
<b>Colour/Finish</b>	Silver, Polished
<b>Item Dimensions</b>	11x12x12cm/ 4.1x4.70x4.7in
<b>Item Weight</b>	0.20kg/0.40lb

<b>Code</b>	ETT02S
<b>Carton Qty</b>	10
<b>Sold per carton</b>	
<b>Service Offer</b>	Collection

## ETCH TEALIGHT HOLDER BRASS



<b>Material</b>	Brass
<b>Colour/Finish</b>	Gold, Matte
<b>Item Dimensions</b>	11x12x12cm/ 4.1x4.70x4.7in
<b>Item Weight</b>	0.20kg/0.40lb

<b>Code</b>	ETT02B
<b>Carton Qty</b>	10
<b>Sold per carton</b>	
<b>Service Offer</b>	Collection

## SPIN CANDELABRA MINI



<b>Material</b>	Cast Iron
<b>Colour/Finish</b>	Black, Matte
<b>Item Dimensions</b>	38x12x39cm/ 15.0x4.70x15.2in
<b>Item Weight</b>	3.69kg/8.10lb

<b>Code</b>	SPT03
<b>Carton Qty</b>	2
<b>Sold per carton</b>	
<b>Service Offer</b>	Collection

## SPIN CANDELABRA



<b>Material</b>	Cast Iron
<b>Colour/Finish</b>	Black, Matte
<b>Item Dimensions</b>	55x105x105cm/ 21.7x41.30x41.3in
<b>Item Weight</b>	8.00kg/17.60lb

<b>Code</b>	SPT02
<b>Service Offer</b>	Collection

## STONE STACKING CANDLEHOLDER WHITE



<b>Material</b>	Marble
<b>Colour/Finish</b>	White, Polished
<b>Item Dimensions</b>	36x13x13cm/ 14.2x5.10x5.1in
<b>Item Weight</b>	5.20kg/11.50lb

<b>Code</b>	STCH11W
<b>Service Offer</b>	New

## STONE STACKING CANDLEHOLDER GREEN



<b>Material</b>	Marble
<b>Colour/Finish</b>	Forest Green, Polished
<b>Item Dimensions</b>	36x13x13cm/ 14.3x5.10x5.1in
<b>Item Weight</b>	5.20kg/11.50lb

<b>Code</b>	ROCH03GR
<b>Service Offer</b>	Collection

## STONE BOOKENDS WHITE X 2



<b>Material</b>	Marble
<b>Colour/Finish</b>	White, Polished
<b>Item Dimensions</b>	10x10x14cm/ 3.9x3.90x5.5in
<b>Item Weight</b>	2.30kg/5.10lb

<b>Code</b>	STBE11W
<b>Carton Qty</b>	2
<b>Sold per carton</b>	
<b>Service Offer</b>	New

## SWIRL MULTI CANDELABRA



<b>Material</b>	Marble Powder
<b>Colour/Finish</b>	Multi, Polished
<b>Item Dimensions</b>	24x19x16cm/ 9.4x7.50x6.3in
<b>Item Weight</b>	4.70kg/10.40lb

<b>Code</b>	SWCA02
<b>Service Offer</b>	Collection

## SWIRL VASE STEM



**Material** Marble Powder  
**Colour/Finish** Multi, Polished  
**Item Dimensions** 23x9.1x9cm/  
 9.1x3.60x3.5in  
**Item Weight** 1.60kg/3.50lb

**Code** SWVA02  
**Carton Qty** 4  
**Sold per carton**  
**Service Offer** Collection

## SWIRL VASE SMALL



**Material** Marble Powder  
**Colour/Finish** Multi, Polished  
**Item Dimensions** 26x12.9x13cm/  
 10.2x5.10x5.1in  
**Item Weight** 3.70kg/8.20lb

**Code** SWVA03  
**Carton Qty** 2  
**Sold per carton**  
**Service Offer** Collection

## SWIRL VASE MEDIUM



**Material** Marble Powder  
**Colour/Finish** Multi, Polished  
**Item Dimensions** 25x14.5x15cm/  
 9.6x5.70x5.7in  
**Item Weight** 5.10kg/11.20lb

**Code** SWVA04  
**Carton Qty** 2  
**Sold per carton**  
**Service Offer** Collection

## SWIRL BOOKENDS X 2



**Material** Marble Powder  
**Colour/Finish** Multi, Polished  
**Item Dimensions** 15x5x15cm/  
 5.9x2.00x5.9in  
**Item Weight** 3.30kg/7.30lb

**Code** SWBE01  
**Carton Qty** 2  
**Sold per carton**  
**Service Offer** Collection





**APPENDIX**

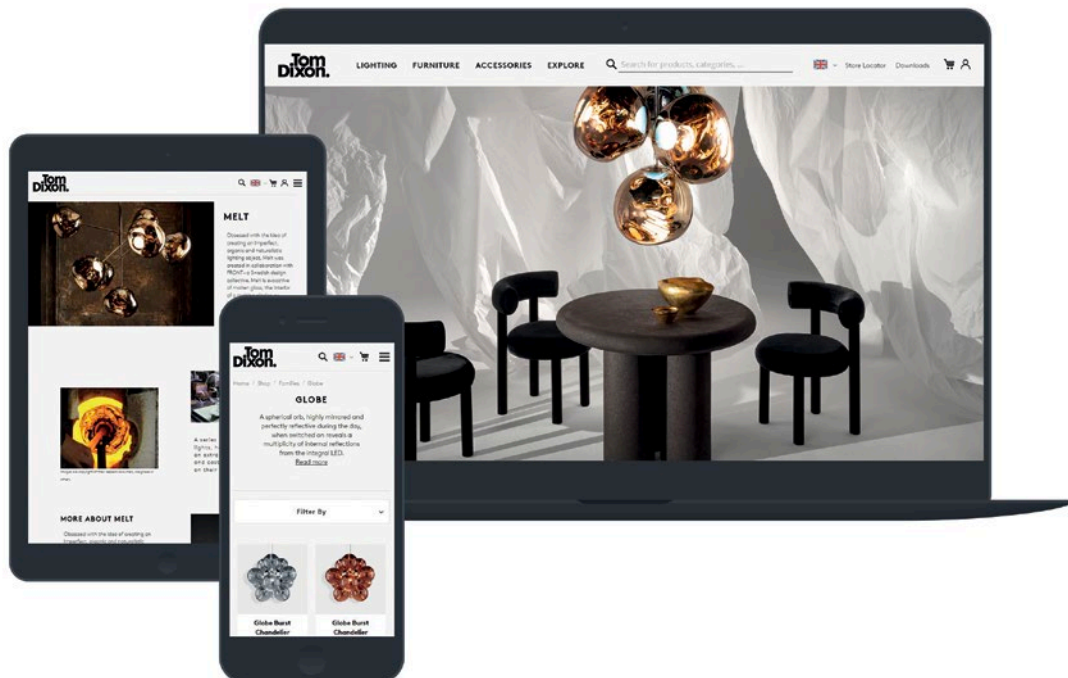
## DISCOVER TOM DIXON

### TOMDIXON.NET

The Tom Dixon website is the fastest, easiest way to see our full collection and all professional product information you need, including silhouettes, CAD files and BIM files. The website also has a host of tools and features. See our upholstered furniture in different coloured fabrics. Choose from our collection of pre-configured pendant systems. You can also be inspired and see our products in-situ by browsing our library of extraordinary spaces. The company account area provides all members with access to B2B features like quoting, quick ship order, and more.

### TOMDIXON.PRESSCLOUD.COM

Our new Tom Dixon portal is an online platform from which trade and press can access our sales and marketing collateral. From lookbooks, price lists and catalogues to latest press releases and brand assets, the portal offers a wealth of information and thousands of products and spaces images.



## TOM DIXON ON BIMOBJECTS

Tom Dixon's range of lighting and furniture is now available to users of BIM software, such as Revit and Archicad, via BIMobject. Our high-quality BIM files give architects and designers around the world new scope and ease to incorporate our extraordinary products in their projects. Please visit [bimobject.com](http://bimobject.com) for more info.

## FOLLOW US

Discover extraordinary Tom Dixon campaigns, events, competitions, and collaborations through our social channels.

## CONTACT US

United Kingdom, Europe, Middle East & Africa Sales Office

Telephone: 0330 3630 036

Email: [sales@tomdixon.net](mailto:sales@tomdixon.net)

Americas Sales Office

Telephone: +1 886 446 3140

Email: [sales-us@tomdixon.net](mailto:sales-us@tomdixon.net)

Asia Pacific Sales Office

Telephone: 0330 3630 036

Email: [apac@tomdixon.net](mailto:apac@tomdixon.net)



## ORDER TO DELIVERY SERVICE OFFERS

Tom Dixon has introduced a new program to drive a faster order to delivery service. The full range is now clearly structured into three service offers; Quick Ship, Collection and Tailor Made. Please inquire about stock availability for new products.

### QUICK SHIP

#### Furniture, Lighting & Accessories

- Best sellers
- Always available in our warehouse
- Immediate delivery
- Never out of stock

### COLLECTION

#### Furniture, Lighting & Accessories

- Made-to-stock
  - Upholstery Furniture
- Made-to-order
- 6 fabrics in all colours, typically delivered in 10 weeks

### TAILOR MADE

#### Furniture

- Upholstery Furniture
- Made-to-order
- Larger choice on fabrics and finishes
- Estimated delivery lead time: four months
  - Contract projects

### NEW

#### Furniture, Lighting & Accessories

- Please enquire for stock availability

## GENERAL INFORMATION

These maintenance tips are purely recommendations and cannot guarantee 100% stain removal. Please consider the properties of the high quality natural material and ensure that appropriate care is taken to maintain the long lasting beauty of your product. For further details please contact your Sales Representative.

## LIGHTING

### Metallised Polycarbonate

Metallised polycarbonate products are only guaranteed against non-aggressive atmospheric conditions and therefore must only be stored and installed in temperature controlled environments to preserve the quality of the product. Clean with a soft dry cloth only. Do not use polishing agents, water or abrasive materials. Always switch off the electricity supply before cleaning.

We adhere to specific European Directives (such as "The Restriction of Hazardous Substances Directive" (RoHS) 2002/95/EC) and certain safety standards required by the international marketplace (British and European IEC standard, UL rating).

### LED Care

When cleaning/servicing LED products, avoid touching LED chips and other exposed electrical components with bare hands. Direct contact can lead to increased wear and a shorter product lifespan.

### Dimmability

Lighting stating the term dimmable, means it has compatibility tested and verified to work with a variety of common, mains voltage, off the shelf, LED (Trailing edge) and/or non-LED (Leading edge) dimmer switches.

Correct installation with other dimming and building management systems such as Dali, KNX, 1-10V, 0-10V will require separate advice from the specific systems expert.

## FURNITURE & UPHOLSTERY

### General Care Advice

Avoid exposing products to excessive heat e.g. by placing in front of a radiator, as this can cause cracking. A minimum 30cm clearance from heat source is advised.

### FURNITURE

#### Cork

Cork is a natural material, and although the surface of our products has been treated with an oil, great care should be taken to ensure its longevity. Spills should be wiped and cleaned immediately, especially oils and wine as these will leave marks if left. Regular wiping with a damp cloth and occasionally with a mild detergent will keep the table in good condition. As the material is made from granules of cork, heavy use or mistreating the surfaces can lead to cork coming loose and leaving visible dents or gaps. Colour variation in the granules is normal and to be expected. Some lighter granules will be visible and some components may appear slightly lighter or darker than others due to this. Avoid placing hot items directly onto the surface; always use a trivet.

#### Marble

Marble is an exceptionally porous natural material and greater care must be taken with it. Avoid wine, oil based products and foods, vegetable and fruit dyes or acids coming into direct contact with the surface. Please be aware that Marble will have some natural occurring variations in colour and veins and fissures which will display the natural inherent behaviours of the material and are not covered by our returns policy. As a natural product, no two pieces will be exactly alike.

#### Wood

Please be aware that colour and grain variations will occur naturally. All timber will display movement from season to season due to changes in atmospheric pressure and humidity. We do not recommend leaving products in excessively high or low temperatures. Direct sunlight will cause the colour of solid or painted wood to change. This will be more readily apparent when placed directly under a window.

### UPHOLSTERY

Please see [www.kvadrat.dk](http://www.kvadrat.dk) for care and cleaning instructions.

### Velvet

Velvet will acquire its unique appearance after some time due to usage and the natural humidity of the surroundings. Pressure marks, rolling stripes and smaller irregularities, which are inherent for the product, will disappear in a ventilated and relatively humid environment. Pressure marks/creases/dents are difficult to avoid, even if the textile is handled carefully & correctly. This is a typical property of velours/velvets and it is not considered a defect nor a sign of low quality. Velours/velvets are generally more sensitive to incorrect handling than woven textiles. Please contact Customer Services for more information on how to care for velour/velvet fabrics.

### Wool

Daily care and immediate stain removal will ensure that your wool upholstery will keep looking good for many years to come. It is normally sufficient to regularly vacuum and air furniture upholstered in wool fabric. However, it is a good idea to clean the wool fabric occasionally. Use an approved wool shampoo and follow the instructions carefully. Take care never to saturate the wool fabric. Never use undiluted cleaning agents, bleaching agents, ammonia or soap intended for hard surfaces.

## ACCESSORIES

### FOOD SAFE

Where appropriate accessories products are food safe tested to BS and EN standards, therefore generally suitable for worldwide use barring some country specific deviations. For all our items that are used with food, rinse with warm soapy water before use.

### Metal

Where suitable we leave the metals un-lacquered allowing the material to develop a unique and rich patina through the natural process of oxidation, which we believe enhances the beauty of the product. The rate at which a patina develops will vary according to how it is handled and the environmental factors such as humidity in the atmosphere. For all our items that are used with food, do not let the brass or copper form verdigris, which is formed when brass or copper undergoes long-term natural oxidation or is exposed to acidic conditions over time. Verdigris is bright green in colour, and must be completely cleaned off before the item is used.

- Hand wash with warm soapy water. Do not use in a dishwasher or microwave.
- After use, rinse in warm water. Do not leave submerged in water.
- Never use abrasive cleaners or brushes that damage the surface.
- Dry with a soft cloth, inside and out.

### Brass

Brass, similar to silver, will oxidise naturally in air over time. Humid conditions and moisture will accelerate the process of oxidation. We believe the patina and ageing process adds beauty and richness to the product. Brass is a soft, malleable alloy metal and should always be treated with care. As the product is used, it will display marks such as scratches, tarnishing and dents; this is normal and to be expected. Salts and oils from skin may also mark the metal surface. The product has been polished and treated with a wax coat to protect from marks and moisture during the transit and installation process. This treatment will offer some protection against fingerprints and certain liquid spills in the first few weeks of use. Any spills or marks should be immediately cleaned, as per the instructions supplied with the product. The wax coat will disappear over time, allowing the brass to patina naturally with use, as is the intention. Please contact Customer Services for more information on how to care for your Mass product.

### Copper

Copper will develop a natural patina as it oxidises, we believe that this enhances the beauty of the product as it is the nature of the material. If you do not want your product to have a patina finish, you may wish to use a metal polish. However, please be aware that this will alter the original finish of the product.

### Stone and Marble

As a natural material, each piece will be unique and may have a small degree of colour variation and pitting. Grey is the most common variation for white marble but there may also be yellow, brown and green tones. Green marble varies from light to dark tones, with brown, black and various other coloured streaks visible. Black marble commonly has grey and white tones within it. All our marble items are handmade and variations will occur from piece to piece. Commercially available stone cleaners or baking soda may be used to remove stains from the

## CARE AND MAINTENANCE

---

marble. If using stone cleaner, follow the manufacturer's instructions carefully.

All stone has a degree of porosity therefore strong colours will stain such as beetroot, turmeric and red wine etc. High acidity fruits such as lemon and lime should not be left for any length of time on any stone surface as the acid will eat into the surface of the marble and may leave an indentation.

Hand-wash in warm soapy water.

Never use abrasive cleaners or brushes as this will damage the surface.

Do not leave submerged in water for extended periods of time.

### Wood

Our oversize vessels, Stack should be used for decorative purposes only.

- Avoid leaving in direct sunlight.
- Wipe with a damp cloth and dry with a soft cloth.
- Not watertight. If chipped, the natural colour will be exposed.

### Glass

Many of our glass products are mouth blown into our specifically designed moulds, and finished by hand.

- Wipe with a soft, damp cloth.
- Do not use abrasive cleaners, as these will damage the surface.

### SCENTED CANDLES AND DIFFUSERS

Your candle will burn clean and evenly down to the bottom of the vessel if you take the following steps:

- After extinguishing the flame, if necessary, centre the wick in the liquid wax.
- To enjoy best diffusion and burning, you need to burn the candle for a maximum of 2 or 3 hours at a time, or until the whole top of the candle turns to liquid. It is essential to cut the wick short (1/4 inch) before relighting the candle to avoid unnecessary smoke.
- Do not place the candle in a wind draught or directly on a glass, wooden or marble surface. Never leave a burning candle unattended.
- Never move or tip a burning candle. Always burn on a flat and stable surface. Keep out of reach of children and pets.
- The scented candle vessels are designed to be used after the candle has finished burning. To remove any remaining wax, simply submerge the vessels in hot, soapy water and apply a soft sponge or brush lightly to clean.
- Candles should be stored at room temperature
- Transported where possible in a controlled temperature
- Must be transported the right way up
- The Scented Diffusers will remain fragrant for approximately 12 weeks depending on location and temperature.

# SUSTAINABILITY

Tom Dixon is working to create a better future for people and planet. Sustainability to us means our entire approach to our business and to the earth. Our spaces, the materials we use, how we move products around the globe, and the craftspeople we work with all determine our commitment to responsible business and minimising impact.

## THE EARTH

We have set environmental and social policies in line with the UN sustainable developments goals (SDGs), a global framework to achieve a better and more sustainable future for all. There are 17 goals addressing global challenges such as poverty, climate change, peace and justice.

## LONGEVITY

Our dedication to delivering products that stand the test of time means longevity is woven into our foundations. The products in our range today are intended to be enjoyed by generations to come.

## CRAFTSMANSHIP

It is important to us that we celebrate the local traditions of the communities where our products are manufactured. We want our community to enjoy the beauty of craft, engineering and storytelling which underpins all our products – it's why we do what we do.

## DESIGN

Sustainability is a key part of all design briefs for new products, to make sure they are not only engineered to be robust and suitable for every-day use, but also to transcend trends and stand as the antithesis of throw-away culture.

## MATERIAL

We evaluate the source and impact of the materials used to make our products and packaging and we seek opportunities to operate circularity before our products reach the consumer. At present, our polycarbonate lighting uses pre-consumer waste captured in the manufacturing process. We are continuously working to reduce and eliminate harmful substances in the products we sell.

## PACKAGING

Since 2019 we have been upgrading and removing unnecessary packaging from all our product and have transitioned from coated packaging to a kraft packaging solution which is 100% recyclable. By 2025 we aim to remove plastic from our packaging.

## SUPPLY CHAIN

Tom Dixon has long-lasting partnerships with suppliers who align with our brand values. We have clear policies laid out in our supplier manual, demanding the highest level of integrity and transparency from all our suppliers. Social and ethical responsibility throughout our entire supply chain is important to us. As a SEDEX member, we commit to ensuring our key suppliers are SEDEX audited and compliant.

Transportation is a key challenge to reducing the carbon footprint in a product business, but we continuously seek ways to reduce carbon emissions and seek greener alternatives to fuel our global business. We are committed in 2023 to map out the logistics of the future.

## SERVICABLE

We design our products to be serviceable with replaceable parts and are working on upgrading products to incorporate serviceability across the range.

## CERTIFICATION

It's important to us that our products meet industry recognised environmental standards. Initiatives we are working towards on selected products include:

FSC (trademark licence in 2023)

VOC (low-emitting materials qualification for BREEAM, WELL and LEED by 2025)

Environmental Product Declarations (by 2025)

## **ENQUIRIES**

### **UK, EUROPE, MIDDLE EAST & AFRICA**

[sales@tomdixon.net](mailto:sales@tomdixon.net)

T: 0330 3630 036

### **AMERICAS**

[sales-us@tomdixon.net](mailto:sales-us@tomdixon.net)

T: +1 886 446 3140

### **ASIA PACIFIC**

[apac@tomdixon.net](mailto:apac@tomdixon.net)

T: 0330 3630 036

### **TOM DIXON SHOPS**

[Tomdixon.net/storelocator](http://Tomdixon.net/storelocator)

### **PRESS ENQUIRIES**

[press@tomdixon.net](mailto:press@tomdixon.net)

### **PHOTOGRAPHY**

Pete Navey

### **LOCATION**

One Park Drive – Canary Wharf Group

[tomdixon.net](http://tomdixon.net)

[@tomdixonstudio](https://www.instagram.com/tomdixonstudio)

Copyright 2023

Design Research Studio







[tomdixon.net](http://tomdixon.net)

